



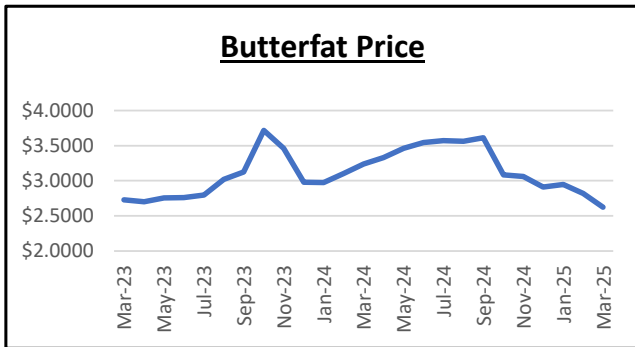
United States
Department of Agriculture
 Agricultural Marketing Service

CALIFORNIA MARKETING AREA FEDERAL MILK ORDER NO. 51

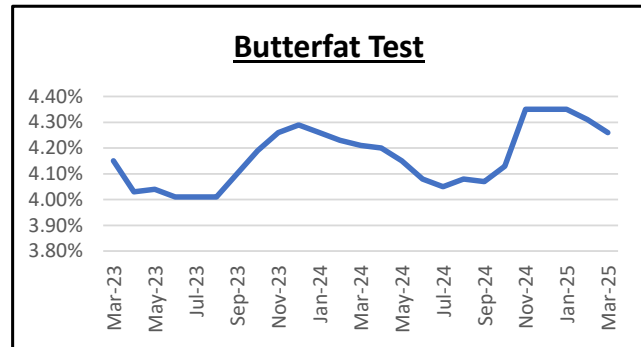
Tel.: (916) 702-6455 — Fax: (833) 673-3751
 email: market.admin@cafmmo.com
 website: www.cafmmo.com

Mailing Address:
 181 Blue Ravine Rd Suite 120
 Folsom, CA 95630

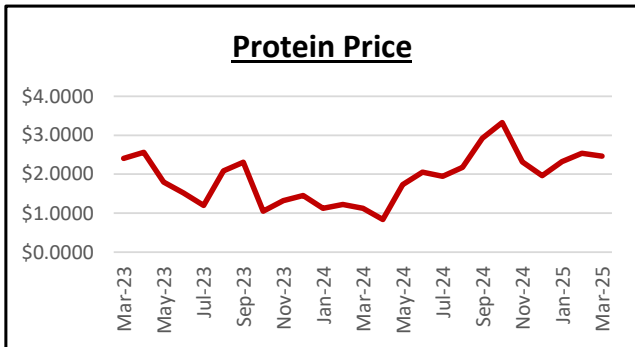
Graphical Summary for Federal Order 51 - March 2025



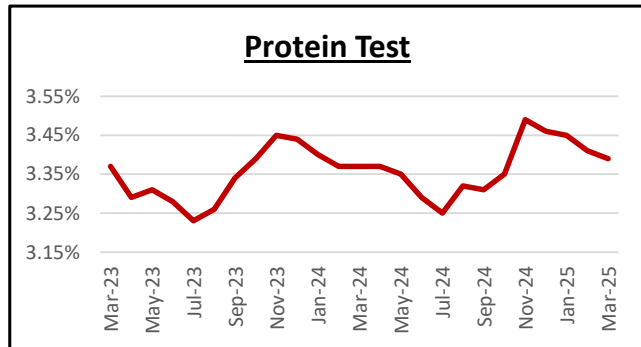
Butterfat Price: The March 2025 Butterfat Price was \$2.6242 per pound, down \$0.1944 from last month and down \$0.6143 year-over-year.



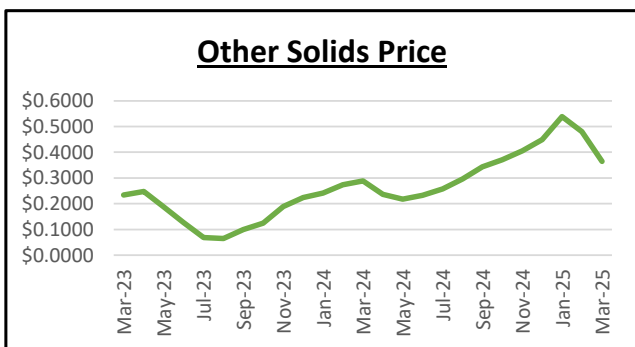
Butterfat Test: The March 2025 Butterfat Test was 4.26%, down 0.05 percentage points from last month and up 0.05 percentage points year-over-year.



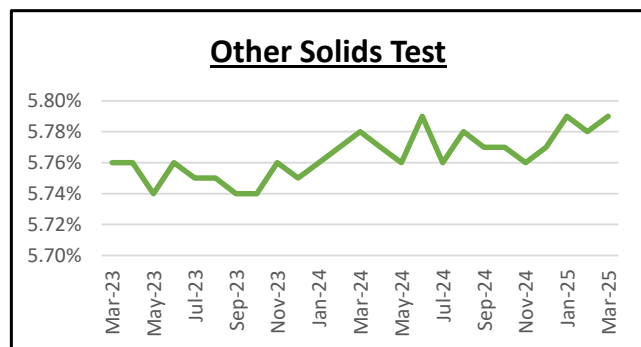
Protein Price: The March 2025 Protein Price was \$2.4606 per pound, down \$0.0731 from last month and up \$1.3341 year-over-year.



Protein Test: The March 2025 Protein Test was 3.39%, down 0.02 percentage points from last month and up 0.02 percentage points year-over-year.

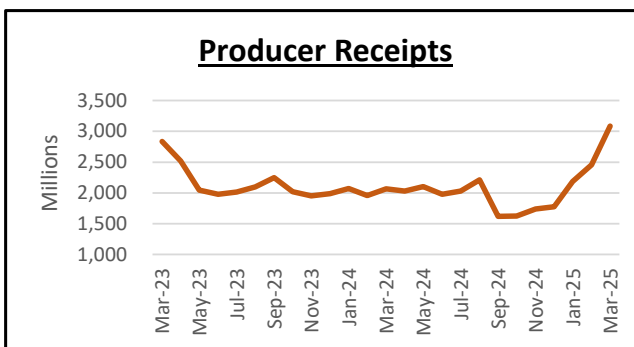
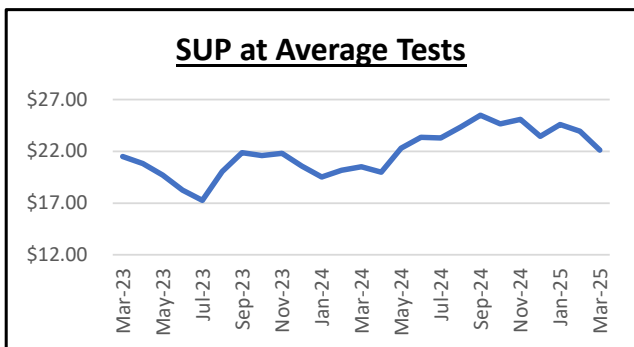


Other Solids Price: The March 2025 Other Solids Price was \$0.3647 per pound, down \$0.1152 from last month and up \$0.0766 year-over-year.



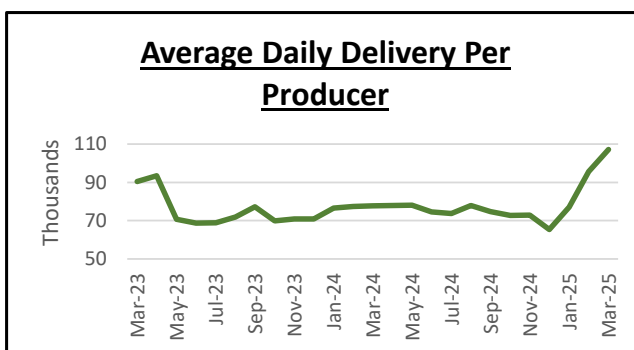
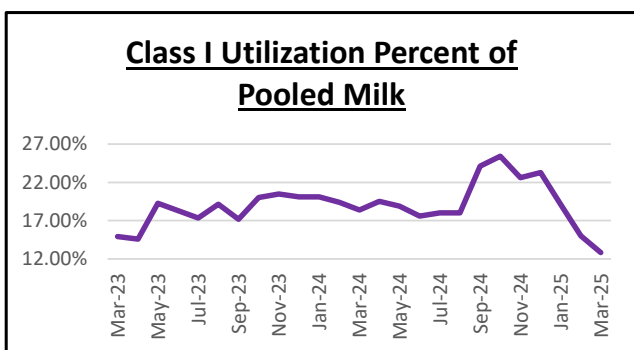
Other Solids Test: The March 2025 Other Solids Test was 5.79%, up 0.01 percentage points from last month and from last year.

CALIFORNIA MARKETING AREA FEDERAL MILK ORDER NO. 51



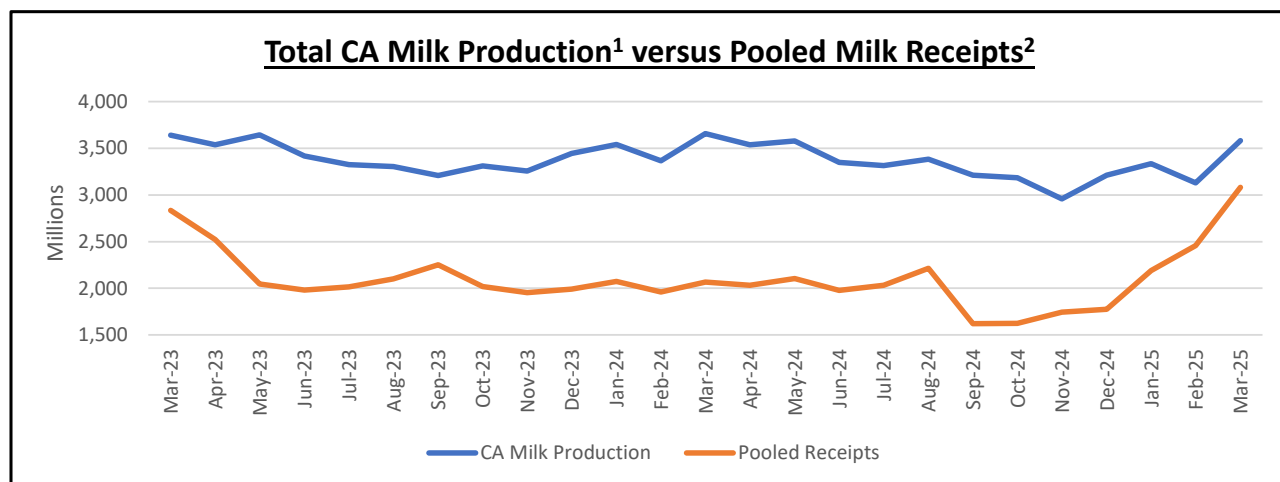
Statistical Uniform Price: FO 51's March 2025 SUP at average tests, priced at Los Angeles County, is \$22.12 per hundredweight, down \$1.80 from the previous month and up \$1.61 year-over-year. The SUP is published for informational purposes only.

Producer Receipts: Pooled receipts for March 2025 totaled about 3.08 billion pounds, the largest volume in a single month since the Order began. This month's total reflects a 25.41% increase from the month prior and a year-over-year increase of 49.10%.



Class I Utilization: Class I utilization for March 2025 was 12.8%, a decrease of 2.2 percentage points from last month. Year-over-year, Class I utilization declined by 5.6 percentage points.

ADDPP: The Average Daily Delivery per Producer for the March 2025 pool is roughly 107,111 pounds. This is 12.06% higher from the month prior and up 37.85% year-over-year.



¹Milk production data is provided by NASS through the Milk Production Survey

²Pooled Milk includes milk produced outside of California