



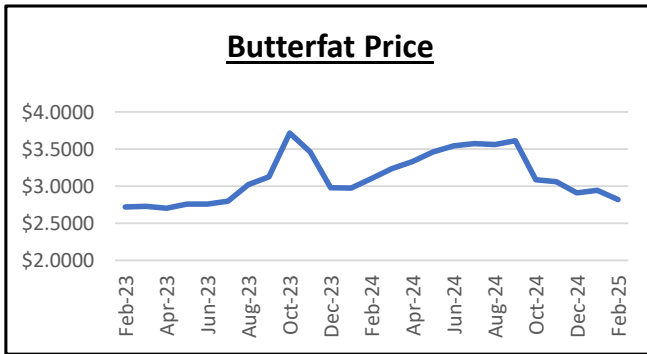
United States
Department of Agriculture
Agricultural Marketing Service

CALIFORNIA MARKETING AREA FEDERAL MILK ORDER NO. 51

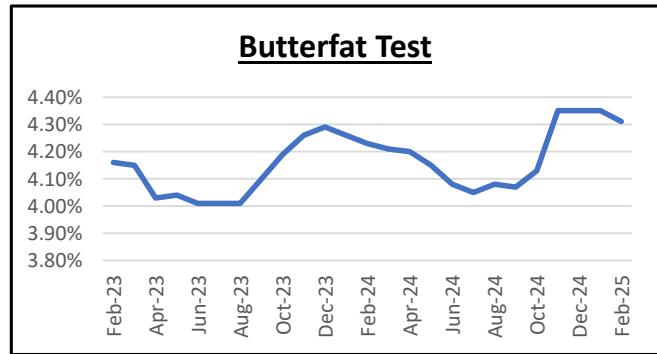
Tel.: (916) 702-6455 — Fax: (833) 673-3751
email: market.admin@cafmmo.com
website: www.cafmmo.com

Mailing Address:
181 Blue Ravine Rd Suite 120
Folsom, CA 95630

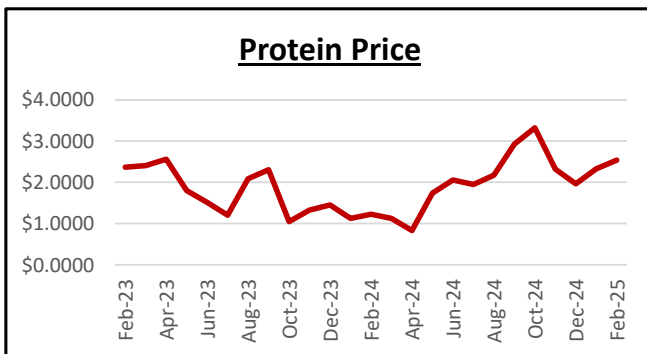
Graphical Summary for Federal Order 51 - February 2025



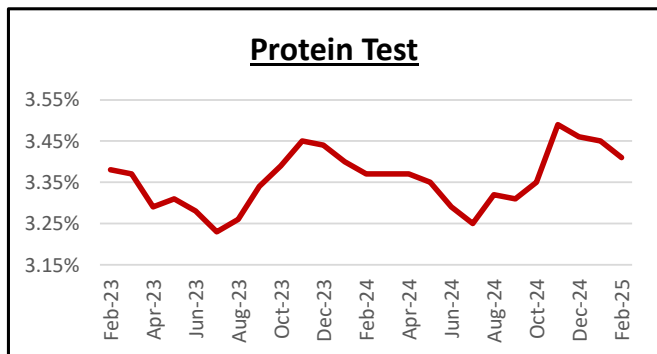
Butterfat Price: The February 2025 Butterfat Price was \$2.8186 per pound, down \$0.1274 from last month and down \$0.2845 year-over-year.



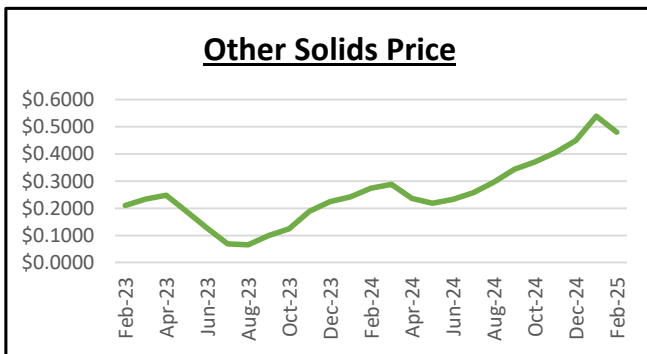
Butterfat Test: The February 2025 Butterfat Test was 4.31%, down 0.04 percentage points from last month and up 0.08 percentage points year-over-year.



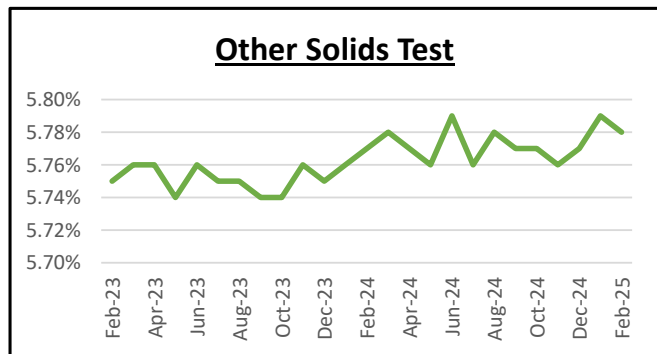
Protein Price: The February 2025 Protein Price was \$2.5337 per pound, up \$0.2070 from last month and up \$1.3082 year-over-year.



Protein Test: The February 2025 Protein Test was 3.41%, down 0.04 percentage points from last month and up 0.04 percentage points year-over-year.

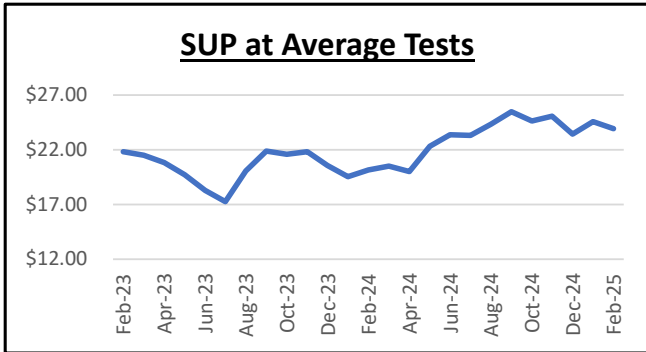


Other Solids Price: The February 2025 Other Solids Price was \$0.4799 per pound, down \$0.0585 from last month and up \$0.2061 year-over-year.

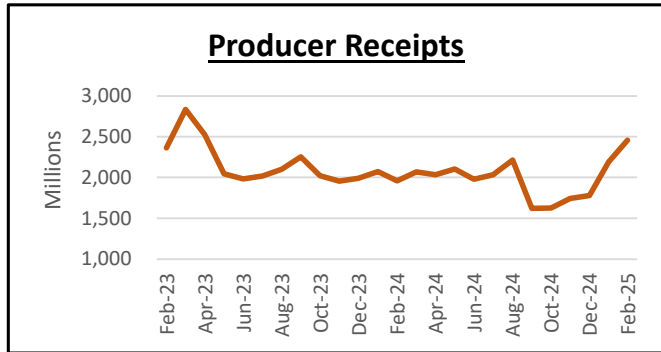


Other Solids Test: The February 2025 Other Solids Test was 5.78%, down 0.01 from last month and up 0.01 percentage points from last year.

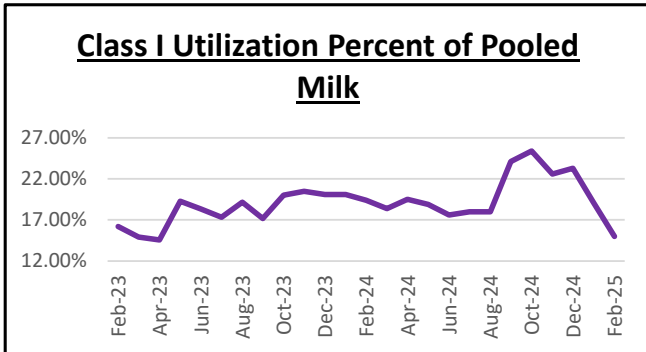
CALIFORNIA MARKETING AREA FEDERAL MILK ORDER NO. 51



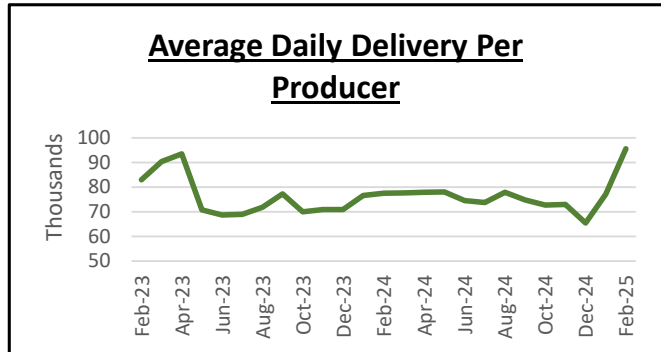
Statistical Uniform Price: FO 51's February 2025 SUP at average tests, priced at Los Angeles County, is \$23.92 per hundredweight, down \$0.64 from the previous month and up \$3.76 year-over-year. The SUP is published for informational purposes only.



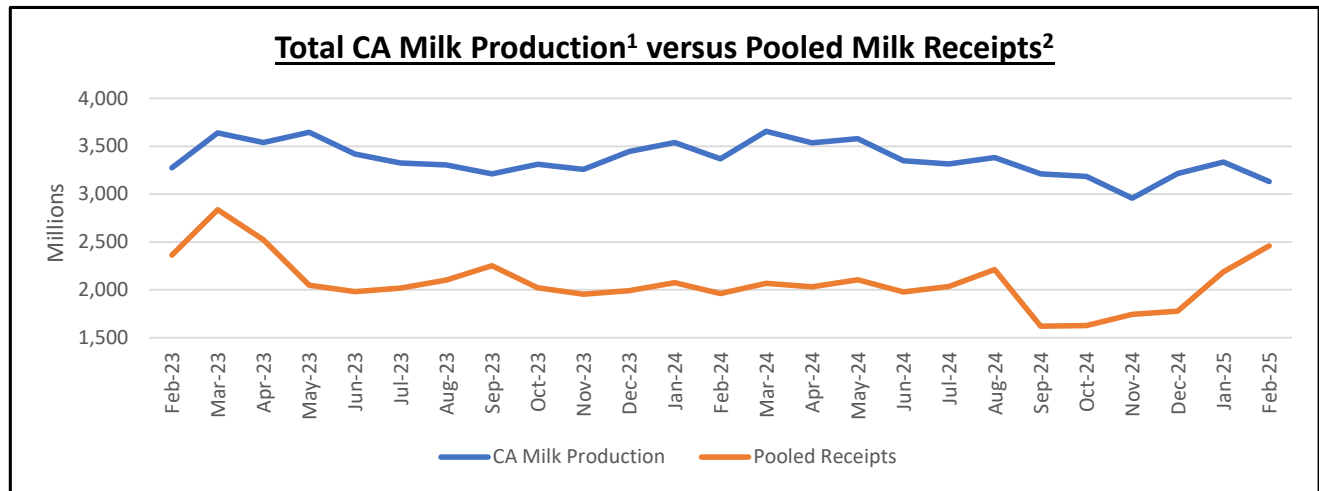
Producer Receipts: Pooled receipts for February 2025 totaled about 2.46 billion pounds, the largest volume since April 2023. This month's total reflects a 12.25% increase from the month prior and a year-over-year increase of 25.41%.



Class I Utilization: Class I utilization for February 2025 was 15%, a decrease of 4.1 percentage points from last month. Year-over-year, Class I utilization declined by 4.4 percentage points.



ADDPP: The Average Daily Delivery per Producer (ADDPP) for the February 2025 pool is roughly 95,586 pounds. This is 23.87% higher from the month prior and up 23.38% year-over-year.



¹Milk production data is provided by NASS through the Milk Production Survey

²Pooled Milk includes milk produced outside of California