



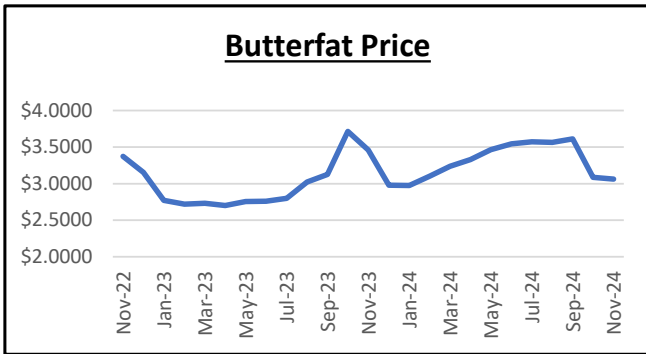
United States
Department of Agriculture
Agricultural Marketing Service

CALIFORNIA MARKETING AREA FEDERAL MILK ORDER NO. 51

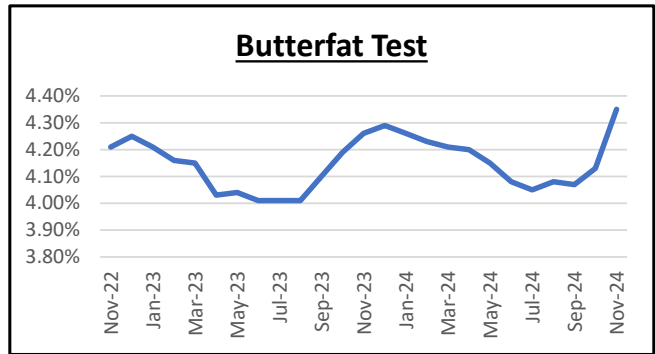
Tel.: (916) 702-6455 — Fax: (833) 673-3751
email: market.admin@cafmmo.com
website: www.cafmmo.com

Mailing Address:
181 Blue Ravine Rd Suite 120
Folsom, CA 95630

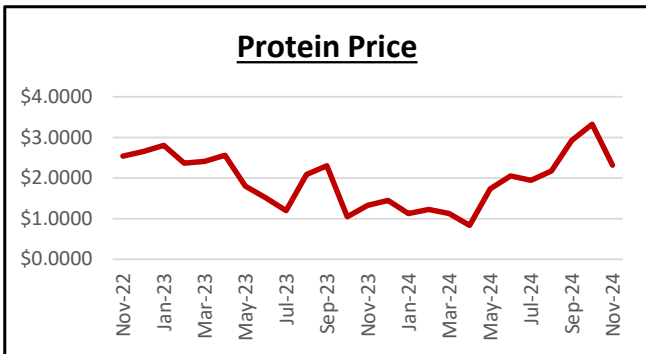
Graphical Summary for Federal Order 51 - November 2024



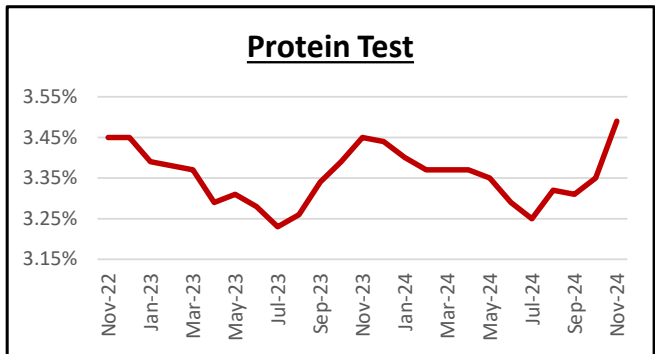
Butterfat Price: The November 2024 Butterfat Price was \$3.0623 per pound, down \$0.0228 from last month and down \$0.3985 year-over-year.



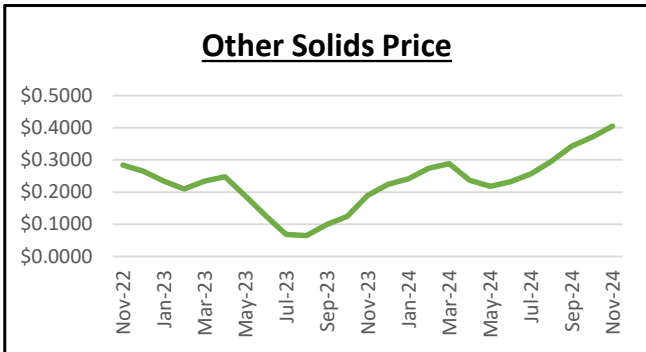
Butterfat Test: The November 2024 Butterfat Test was 4.35%, up 0.22 percentage points from last month and up 0.09 percentage points year-over-year.



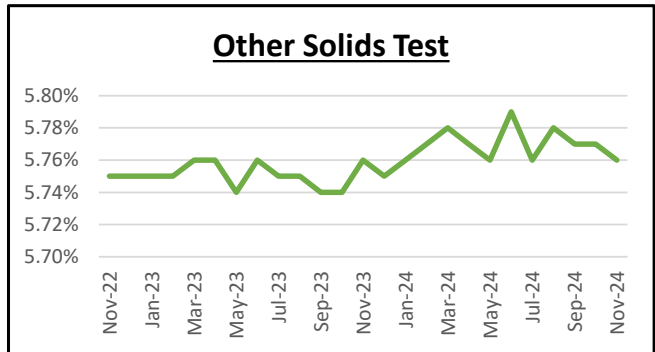
Protein Price: The November 2024 Protein Price was \$2.3160 per pound, down \$1.0078 from last month and up \$0.9922 year-over-year.



Protein Test: The November 2024 Protein Test was 3.49%, up 0.14 percentage points from last month and up 0.04 percentage points year-over-year.

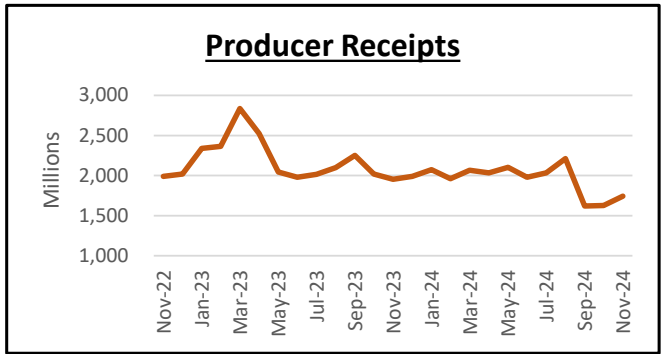
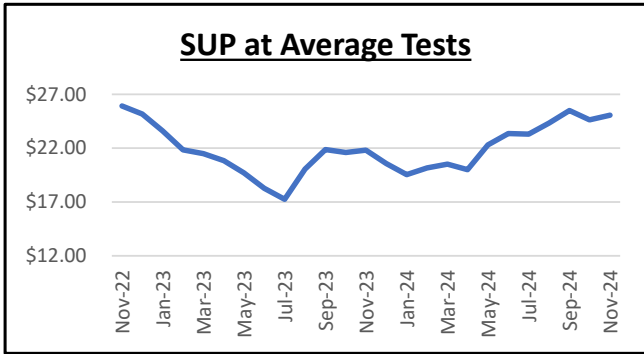


Other Solids Price: The November 2024 Other Solids Price was \$0.4049 per pound, up \$0.0344 from last month and up \$0.2154 year-over-year.



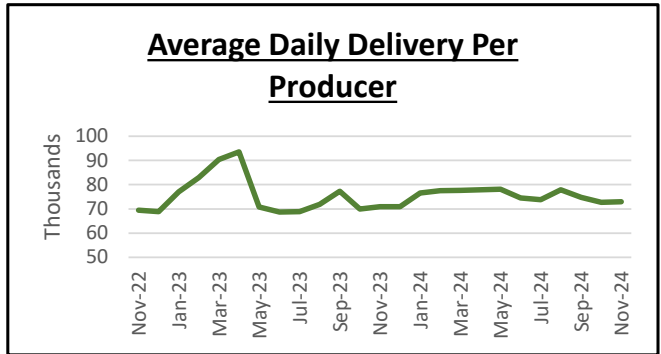
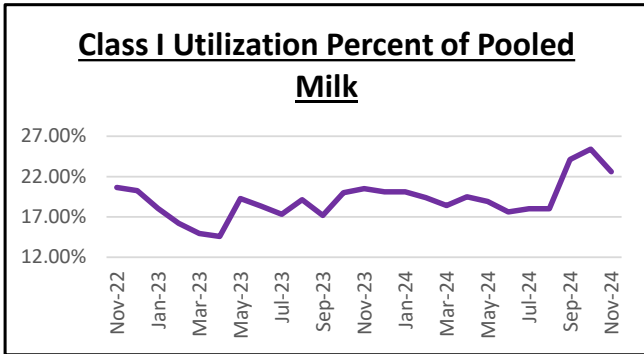
Other Solids Test: The November 2024 Other Solids Test was 5.76%, down 0.01 from last month and showing no change from last year.

CALIFORNIA MARKETING AREA FEDERAL MILK ORDER NO. 51



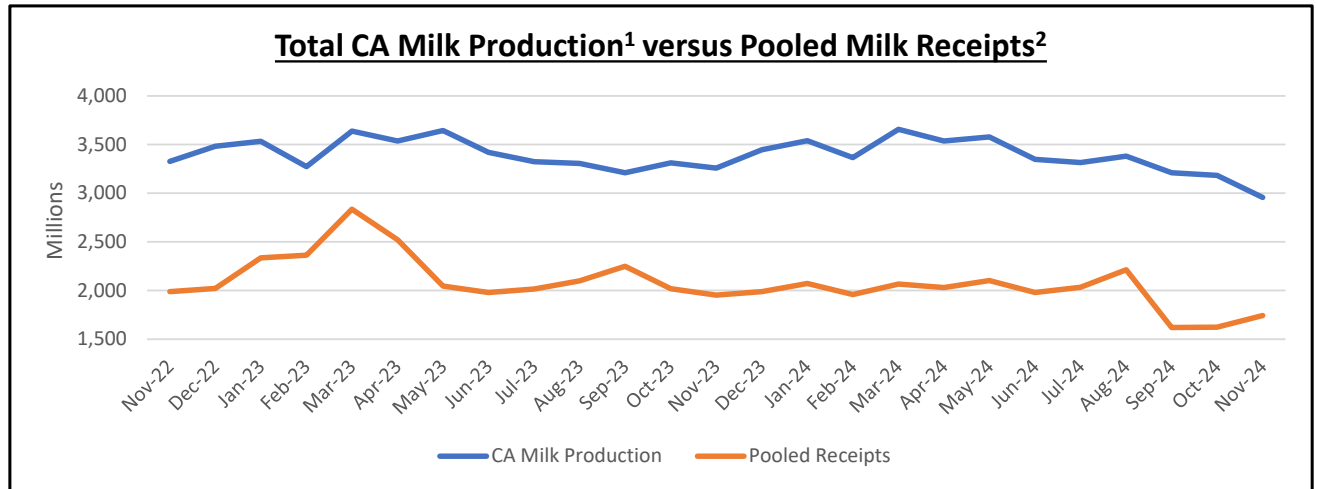
Statistical Uniform Price: FO 51's November 2024 SUP at average tests, priced at Los Angeles County, is \$25.06 per hundredweight, up \$0.44 from the previous month and up \$3.25 year-over year. The SUP is published for informational purposes only.

Producer Receipts: Pooled receipts for November 2024 totaled about 1.74 billion pounds. This month's total reflects a 7.24% increase from the month prior and a year-over-year decrease of 10.81%.



Class I Utilization: Class I utilization for November 2024 was 22.6%, reflecting a decline of 2.8 percentage points from last month. Year-over-year, Class I utilization increased by 2.1 percentage points.

ADDPP: The Average Daily Delivery per Producer (ADDPP) for the November 2024 pool is roughly 72,977 pounds. This is 0.37% higher from the month prior and up 2.97% year-over-year.



¹Milk production data is provided by NASS through the Milk Production Survey

²Pooled Milk includes milk produced outside of California