



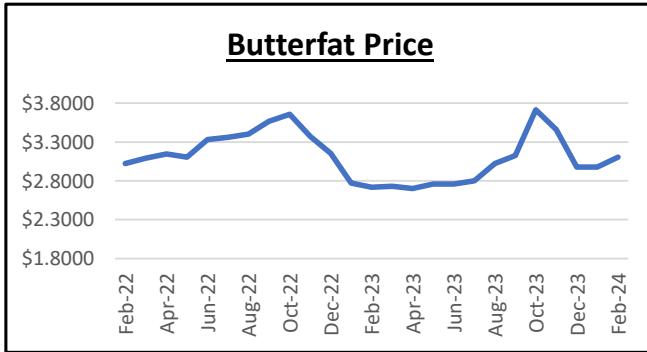
**United States**  
**Department of Agriculture**  
 Agricultural Marketing Service

# CALIFORNIA MARKETING AREA FEDERAL MILK ORDER NO. 51

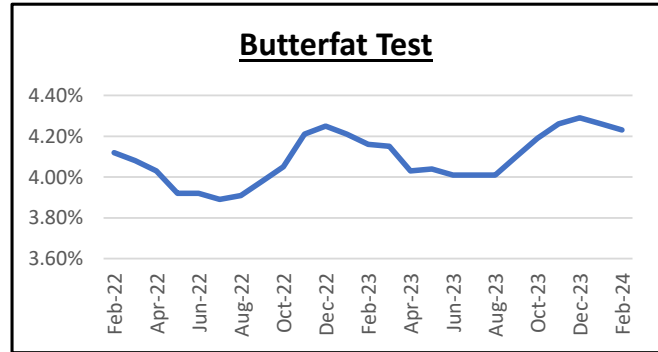
Tel.: (916) 702-6455 — Fax: (833) 673-3751  
 email: [market.admin@cafmmo.com](mailto:market.admin@cafmmo.com)  
 website: [www.cafmmo.com](http://www.cafmmo.com)

**Mailing Address:**  
 181 Blue Ravine Rd Suite 120  
 Folsom, CA 95630

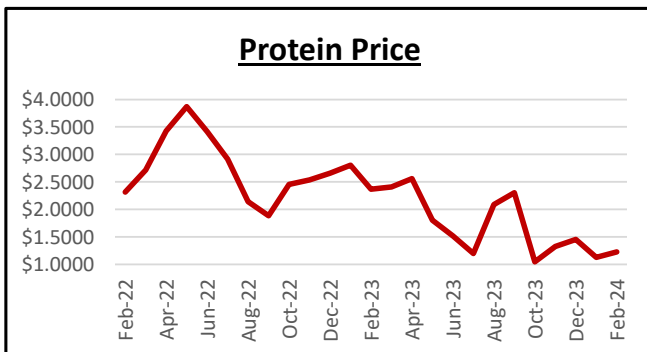
## Graphical Summary for Federal Order 51 - February 2024



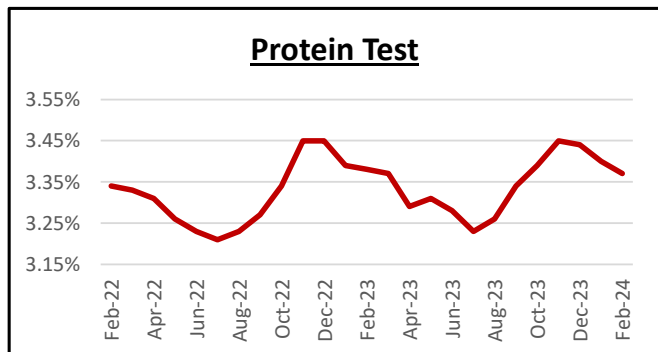
**Butterfat Price:** The February 2024 Butterfat Price was \$3.1031 per pound, up \$0.1266 from last month and up \$0.3853 year-over-year.



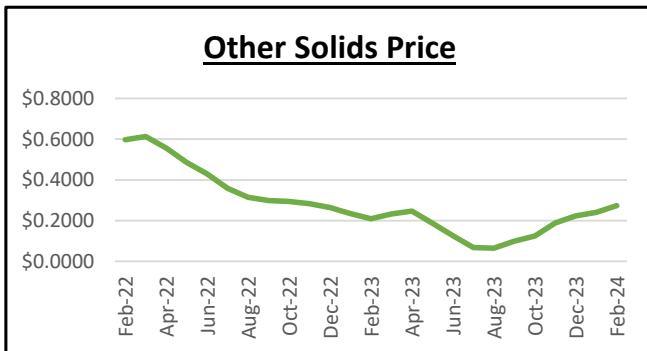
**Butterfat Test:** The February 2024 Butterfat Test was 4.23%, down 0.03 percentage points from last month and up 0.07 percentage points year-over-year.



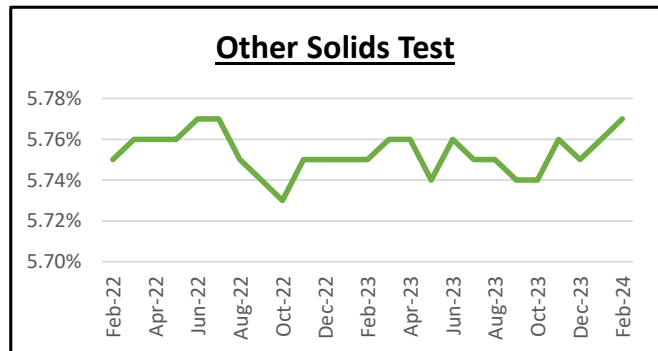
**Protein Price:** The February 2024 Protein Price was \$1.2255 per pound, up \$0.0990 from last month and down \$1.1395 year-over-year.



**Protein Test:** The February 2024 Protein Test was 3.37%, down 0.03 percentage points from last month and down 0.01 percentage points year-over-year.

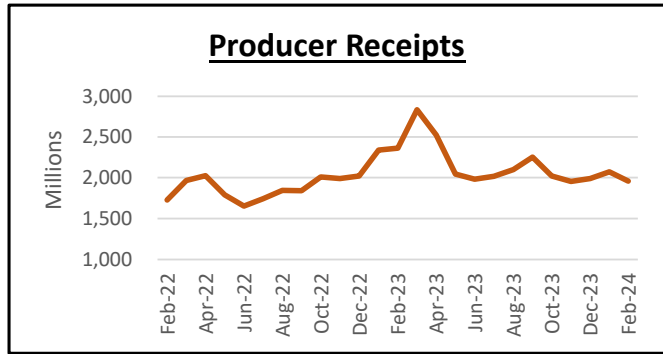
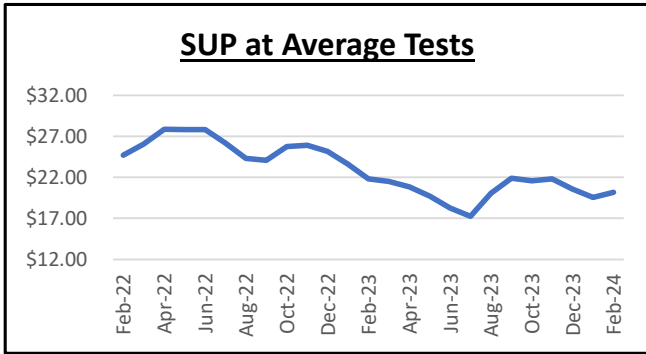


**Other Solids Price:** The February 2024 Other Solids Price was \$0.2738 per pound, up \$0.0321 from last month and up \$0.0637 year-over-year.



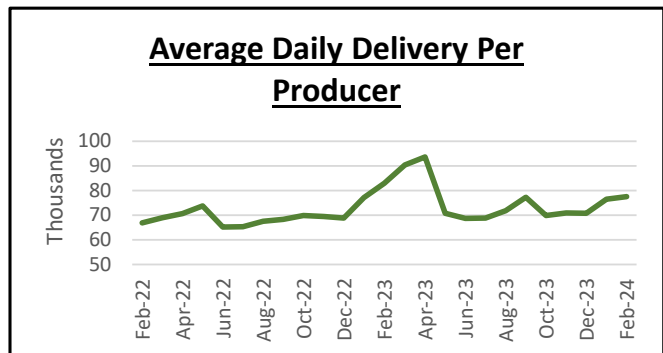
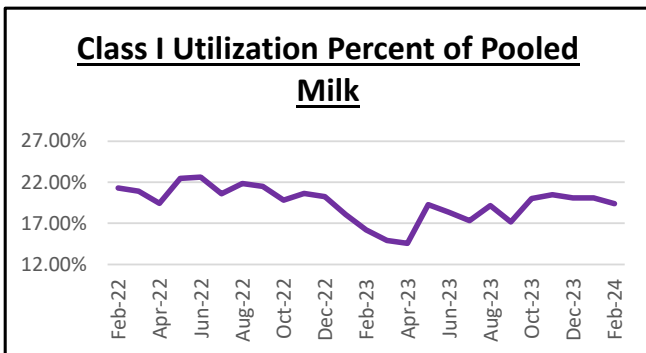
**Other Solids Test:** The February 2024 Other Solids Test was 5.77%, up 0.01 percentage points from last month and up 0.02 percentage points per year-over-year.

# CALIFORNIA MARKETING AREA FEDERAL MILK ORDER NO. 51



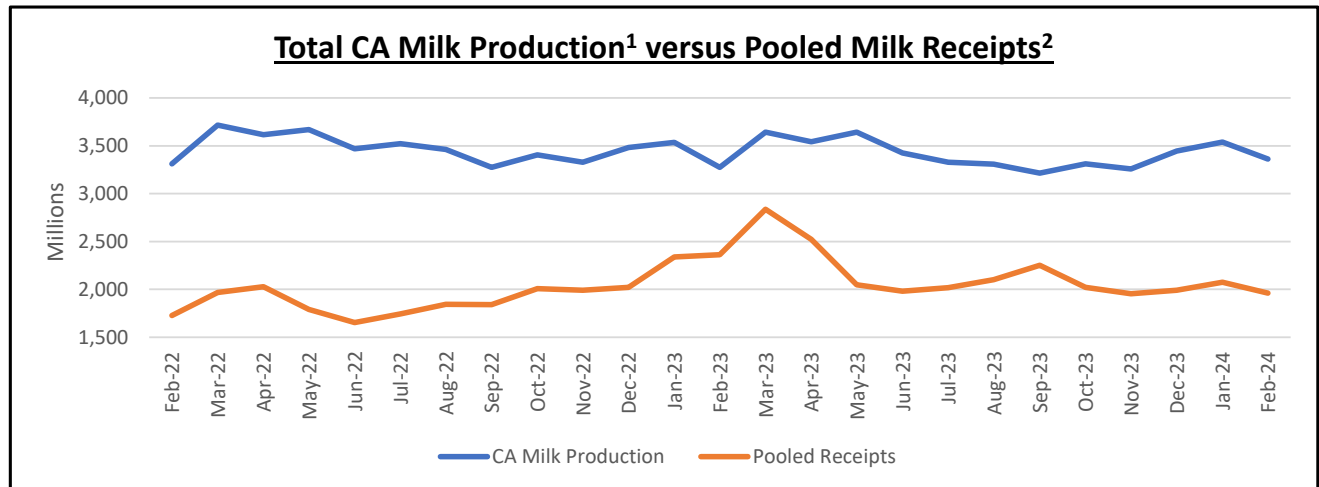
**Statistical Uniform Price:** FO 51's February 2024 SUP at average tests, priced at Los Angeles County, is \$20.16 per hundredweight, up \$0.63 from the previous month and down \$1.67 year-over-year. The SUP is published for informational purposes only.

**Producer Receipts:** Pooled receipts for February 2024 totaled about 1.96 billion pounds. This month's total reflects a 5.53% decrease from the month prior and a year-over-year decline of 17.09%.



**Class I Utilization:** Class I utilization for February 2024 is 19.4%, down 0.07 percentage points from last month. Year-over-year, Class I utilization increased by 3.19 percentage points.

**ADDPP:** The Average Daily Delivery per Producer (ADDPP) for the February 2024 pool is roughly 77,472 pounds. This is 1.21% higher from the prior month and down 6.64% year-over-year.



<sup>1</sup>Milk production data is provided by NASS through the Milk Production Survey

<sup>2</sup>Pooled Milk includes milk produced outside of California