



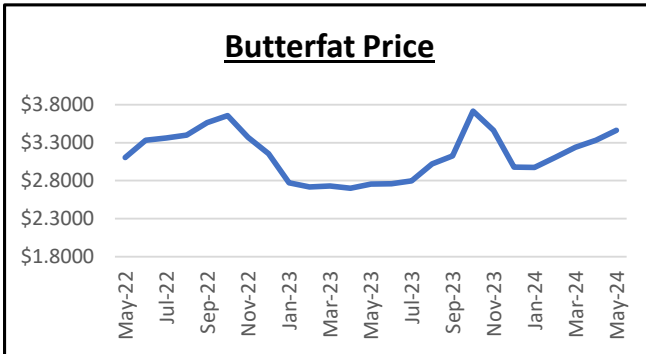
CALIFORNIA MARKETING AREA FEDERAL MILK ORDER NO. 51

Tel.: (916) 702-6455 — Fax: (833) 673-3751
 email: market.admin@cafmmo.com
 website: www.cafmmo.com

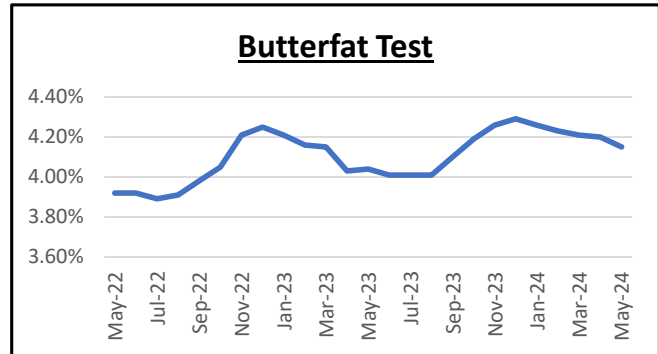
United States
 Department of Agriculture
 Agricultural Marketing Service

Mailing Address:
 181 Blue Ravine Rd Suite 120
 Folsom, CA 95630

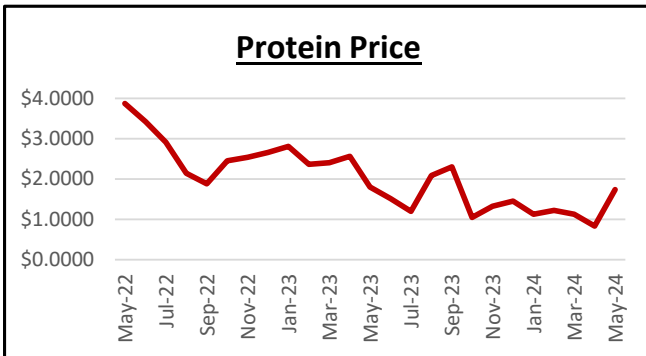
Graphical Summary for Federal Order 51 - May 2024



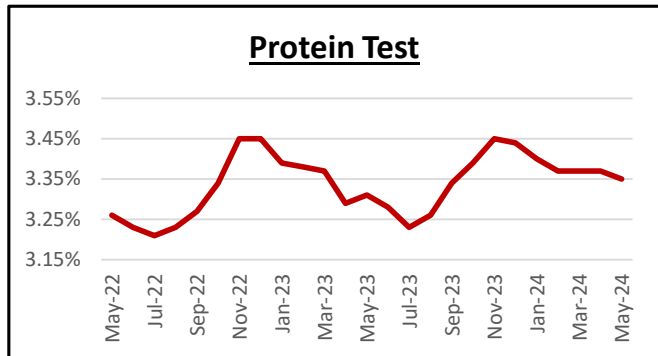
Butterfat Price: The May 2024 Butterfat Price was \$3.4636 per pound, up \$0.1327 from last month and up \$0.7064 year-over-year.



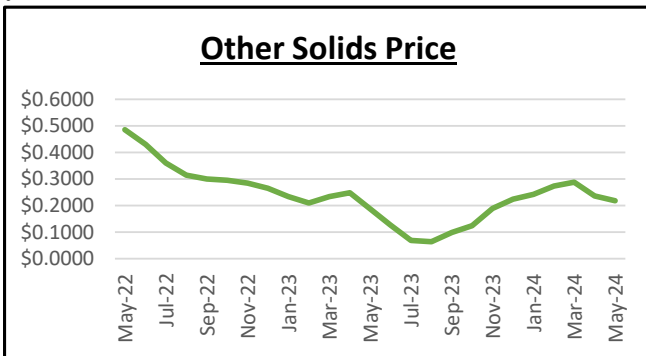
Butterfat Test: The May 2024 Butterfat Test was 4.15%, down 0.05 percentage points from last month and up 0.11 percentage points year-over-year.



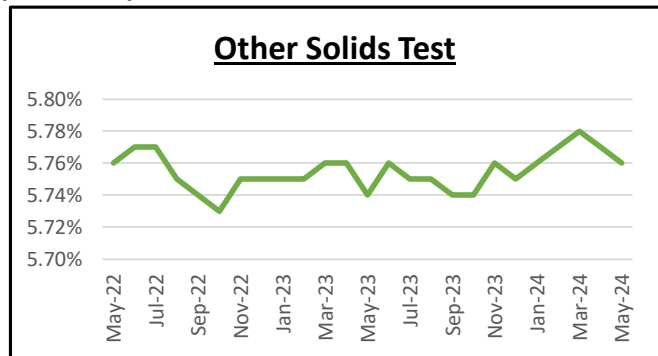
Protein Price: The May 2024 Protein Price was \$1.7349 per pound, up \$0.9004, a large gain from last month's record low and down \$0.0653 year-over-year.



Protein Test: The May 2024 Protein Test was 3.35%, down 0.02 percentage points after 3 consecutive months of no changes and up 0.04 percentage points year-over-year.

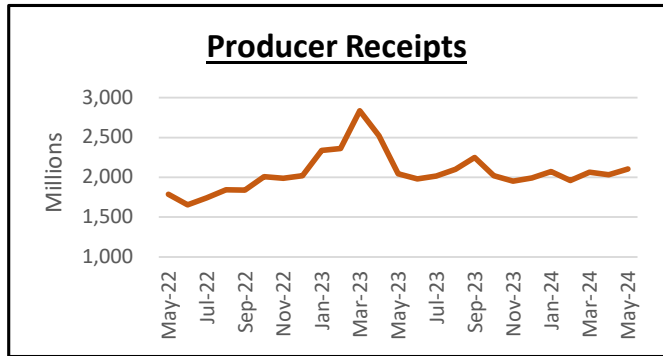
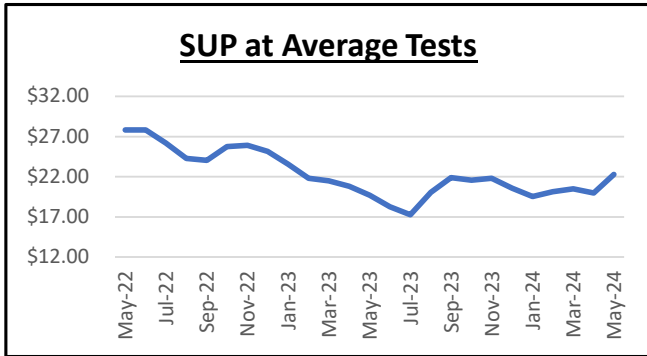


Other Solids Price: The May 2024 Other Solids Price was \$0.2181 per pound, down \$0.0186 from last month and up \$0.0304 year-over-year.



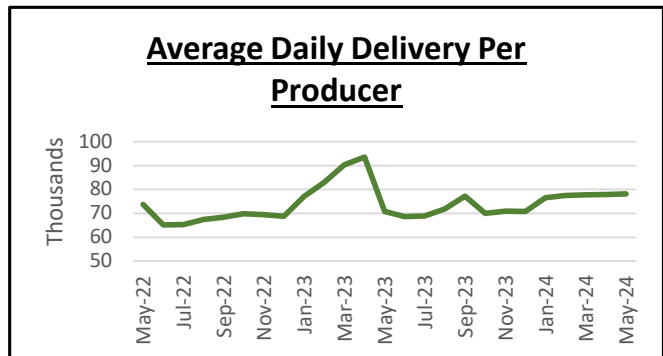
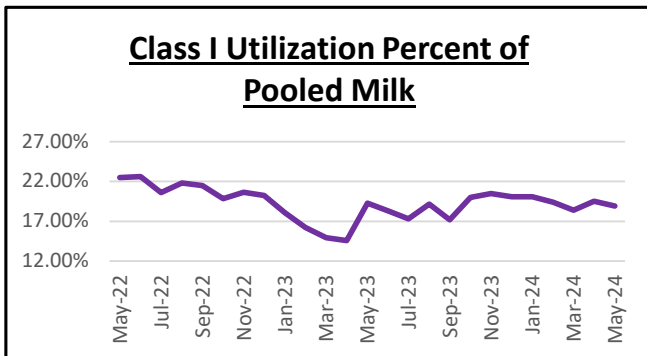
Other Solids Test: The May 2024 Other Solids Test was 5.76%, down 0.01 percentage points from last month and up 0.02 percentage points per year-over-year.

CALIFORNIA MARKETING AREA FEDERAL MILK ORDER NO. 51



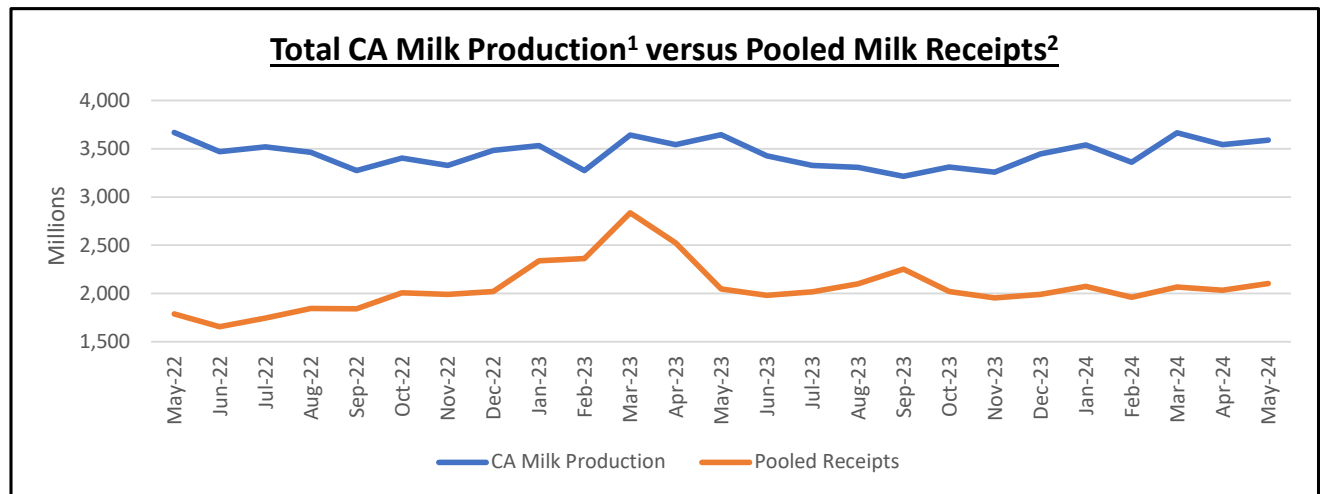
Statistical Uniform Price: FO 51's May 2024 SUP at average tests, priced at Los Angeles County, is \$22.31 per hundredweight, up \$2.32 from the previous month and up \$2.60 year-over-year. The SUP is published for informational purposes only.

Producer Receipts: Pooled receipts for May 2024 totaled about 2.1 billion pounds. This month's total reflects a 3.54% increase from the month prior and a year-over-year increase of 2.84%.



Class I Utilization: Class I utilization for May 2024 is 18.9%, down 0.6 percentage points from last month. Year-over-year, Class I utilization declined by 0.4 percentage points.

ADDPP: The Average Daily Delivery per Producer (ADDPP) for the May 2024 pool is roughly 78,099 pounds. This is 0.32% higher from the prior month and up 10.41% year-over-year.



¹Milk production data is provided by NASS through the Milk Production Survey

²Pooled Milk includes milk produced outside of California