



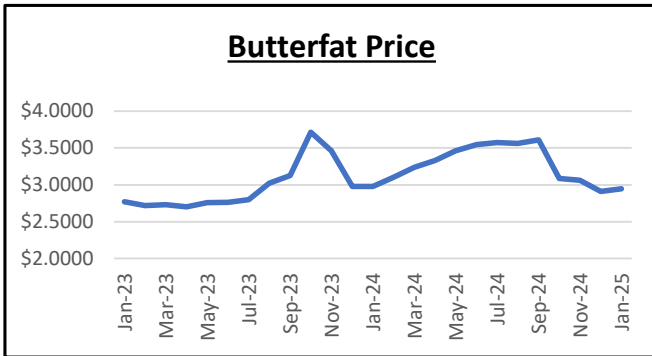
United States
Department of Agriculture
Agricultural Marketing Service

CALIFORNIA MARKETING AREA FEDERAL MILK ORDER NO. 51

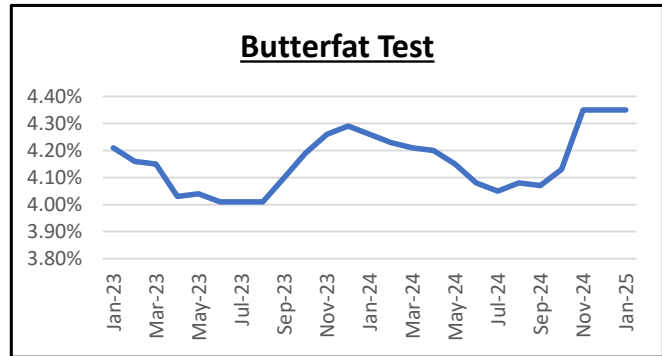
Tel.: (916) 702-6455 — Fax: (833) 673-3751
email: market.admin@cafmmo.com
website: www.cafmmo.com

Mailing Address:
181 Blue Ravine Rd Suite 120
Folsom, CA 95630

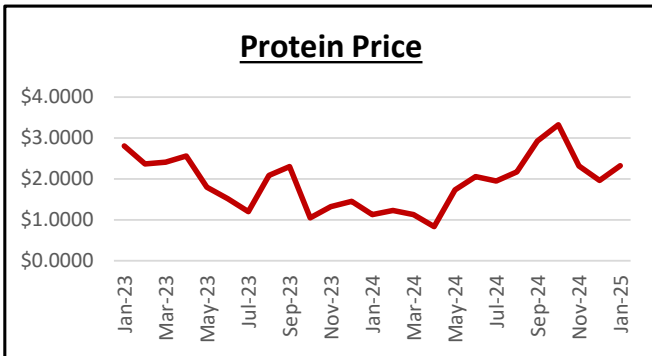
Graphical Summary for Federal Order 51 - January 2025



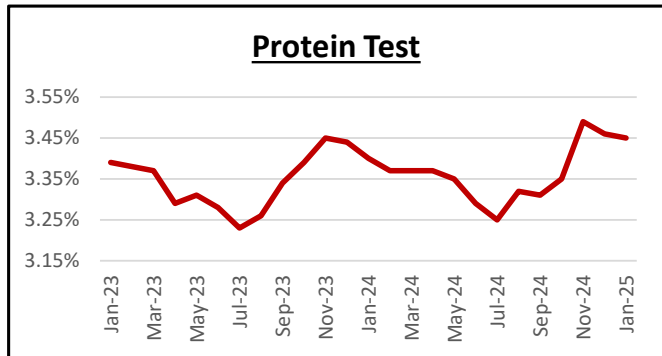
Butterfat Price: The January 2025 Butterfat Price was \$2.9460 per pound, up \$0.0356 from last month and down \$0.0305 year-over-year.



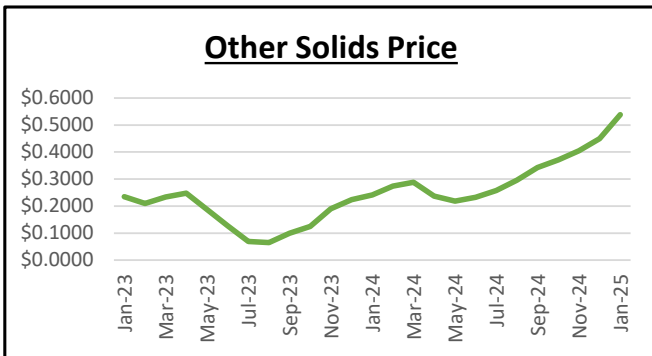
Butterfat Test: The January 2025 Butterfat Test was 4.35%, no change from last month and up 0.09 percentage points year-over-year.



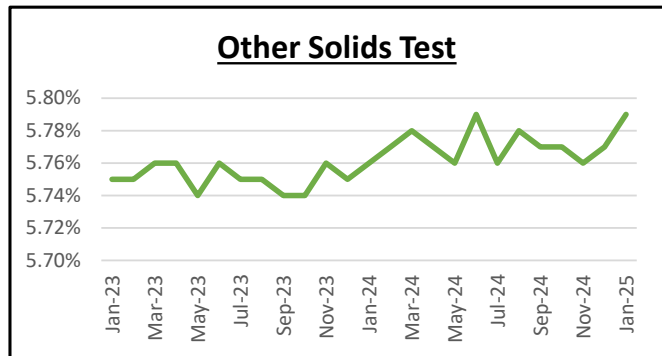
Protein Price: The January 2025 Protein Price was \$2.3267 per pound, up \$0.3630 from last month and up \$1.2002 year-over-year.



Protein Test: The January 2025 Protein Test was 3.45%, down 0.01 percentage points from last month and up 0.05 percentage points year-over-year.

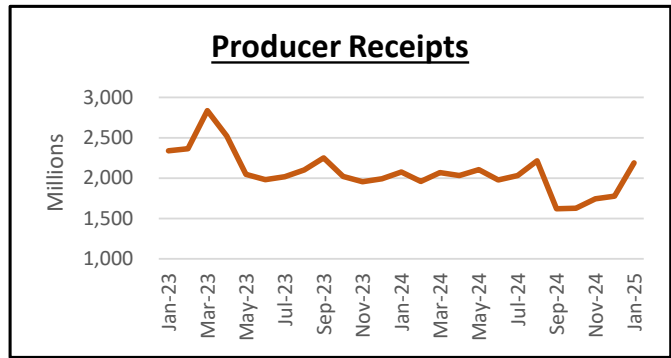
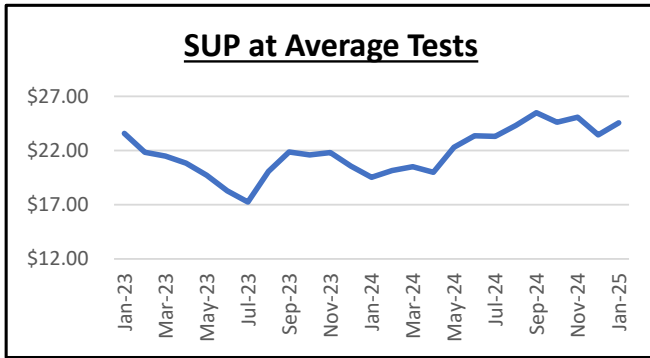


Other Solids Price: The January 2025 Other Solids Price was \$0.5384 per pound, up \$0.0891 from last month and up \$0.2967 year-over-year.



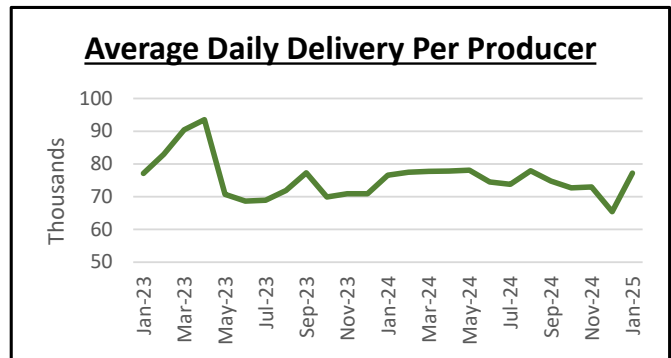
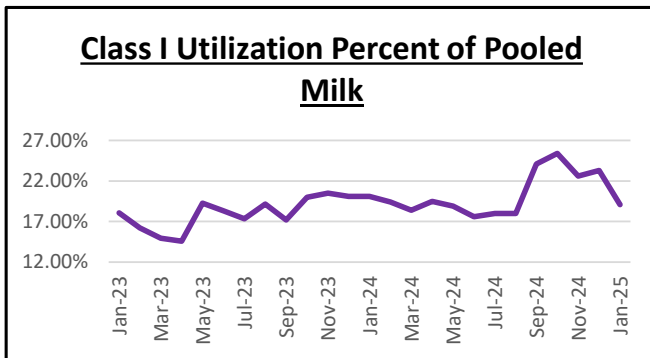
Other Solids Test: The January 2025 Other Solids Test was 5.79%, up 0.02 from last month and up 0.03 percentage points from last year.

CALIFORNIA MARKETING AREA FEDERAL MILK ORDER NO. 51



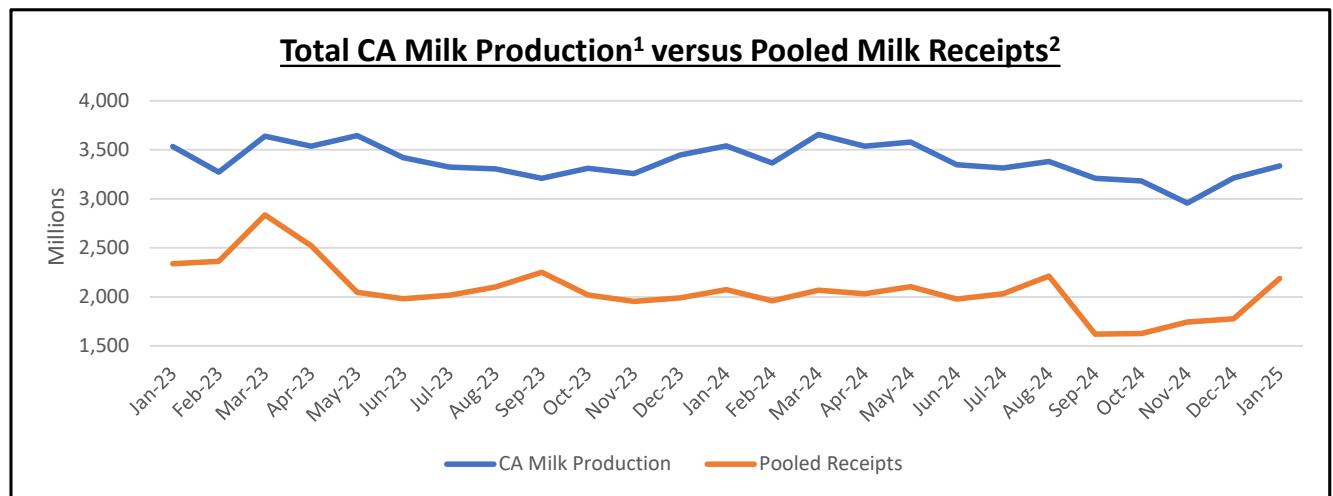
Statistical Uniform Price: FO 51's January 2025 SUP at average tests, priced at Los Angeles County, is \$24.56 per hundredweight, up \$1.13 from the previous month and up \$5.03 year-over-year. The SUP is published for informational purposes only.

Producer Receipts: Pooled receipts for January 2025 totaled about 2.19 billion pounds. This month's total reflects a 23.19% increase from the month prior and a year-over-year increase of 5.54%.



Class I Utilization: Class I utilization for January 2025 was 19.1%, a decrease of 4.2 percentage points from last month. Year-over-year, Class I utilization declined by 1 percentage points.

ADDPP: The Average Daily Delivery per Producer (ADDPP) for the January 2025 pool is roughly 77,164 pounds. This is 17.94% higher from the month prior and up 0.81% year-over-year.



¹Milk production data is provided by NASS through the Milk Production Survey

²Pooled Milk includes milk produced outside of California