



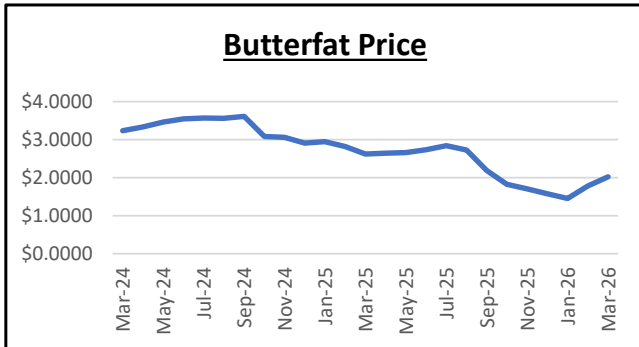
United States
Department of Agriculture
Agricultural Marketing Service

CALIFORNIA MARKETING AREA FEDERAL MILK ORDER NO. 51

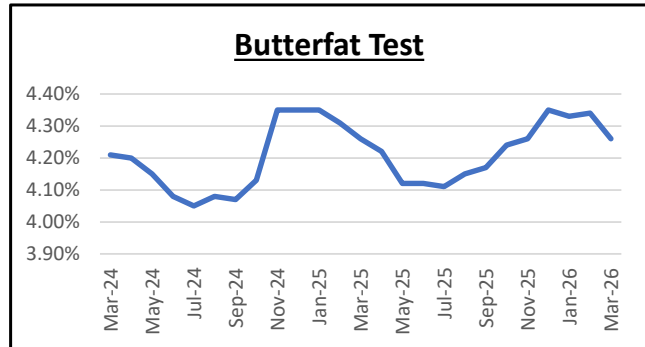
Tel.: (916) 702-6455 — Fax: (833) 673-3751
email: market.admin@cafmmo.com
website: www.cafmmo.com

Mailing Address:
181 Blue Ravine Rd Suite 120
Folsom, CA 95630

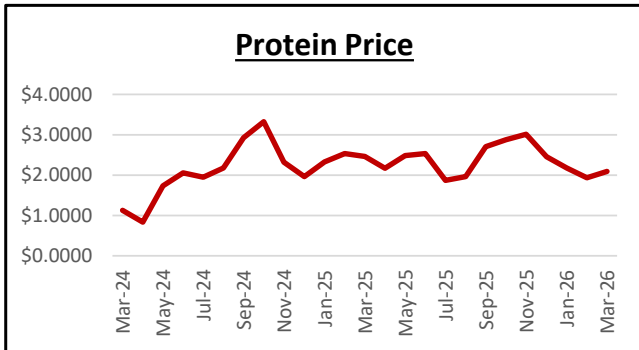
Graphical Summary for Federal Order 51 - March 2026



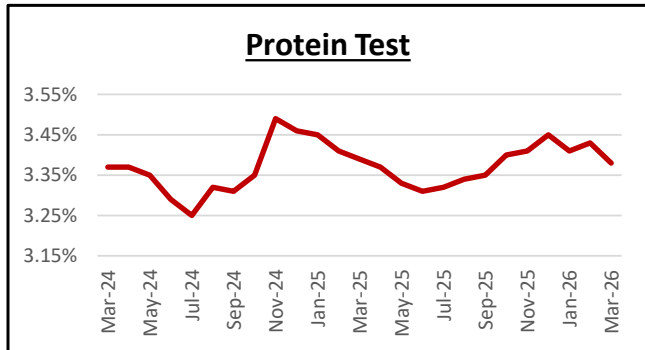
Butterfat Price: The March 2026 Butterfat Price was \$2.0220 per pound, up \$0.2426 from last month and down \$0.6022 year-over-year.



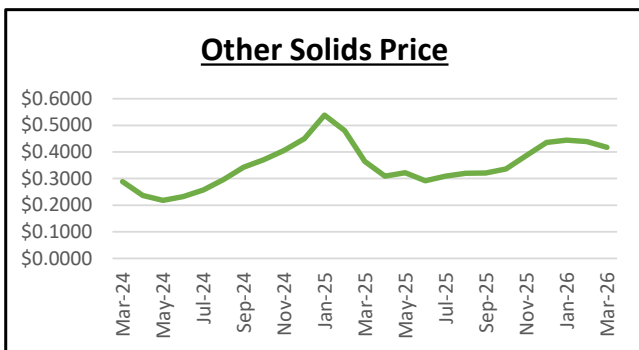
Butterfat Test: The March 2026 Butterfat Test was 4.26%, down 0.08 percentage points from last month and showing no change year-over-year.



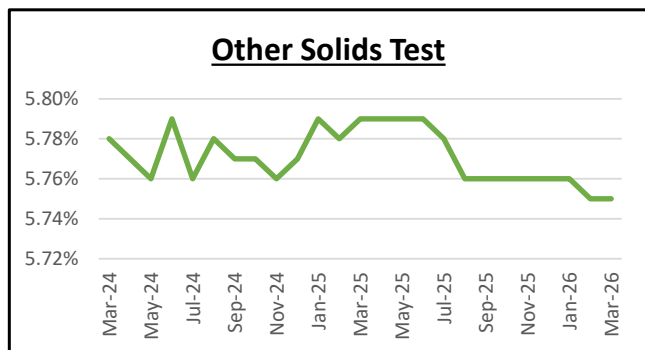
Protein Price: The March 2026 Protein Price was \$2.0905 per pound, up \$0.1532 from last month and down \$0.3701 year-over-year.



Protein Test: The March 2026 Protein Test was 3.38%, down 0.05 percentage points and down 0.01 percentage points year-over-year.

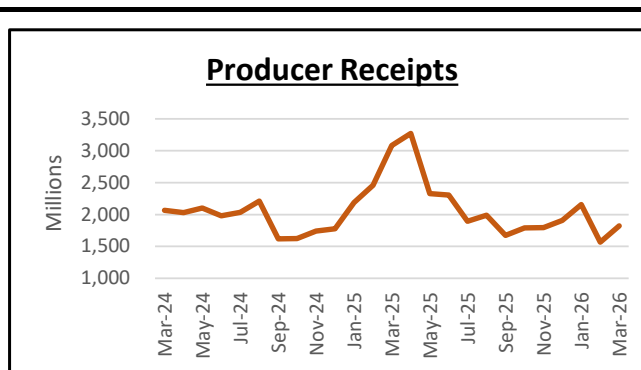
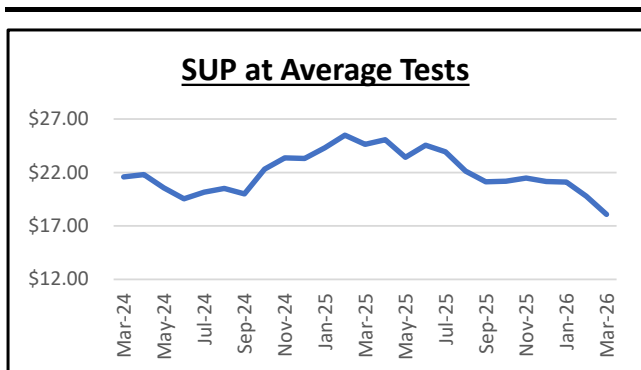


Other Solids Price: The March 2026 Other Solids Price was \$0.4178 per pound, down \$0.0213 from last month and up \$0.0531 year-over-year.



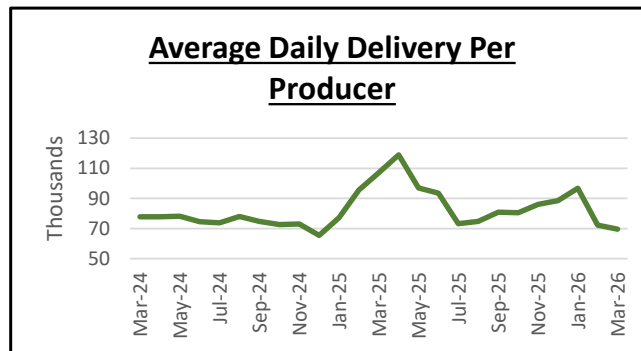
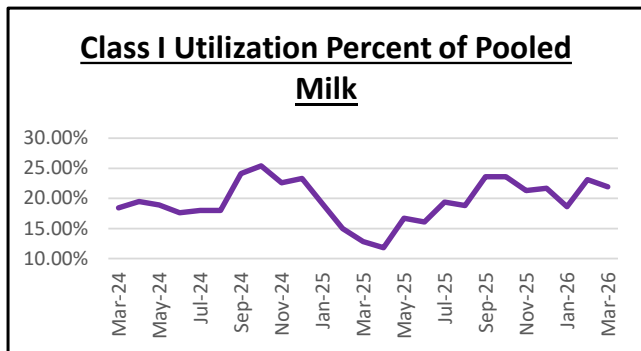
Other Solids Test: The March 2026 Other Solids Test was 5.75%, showing no change from last month and down 0.04 percentage points year-over-year.

CALIFORNIA MARKETING AREA FEDERAL MILK ORDER NO. 51



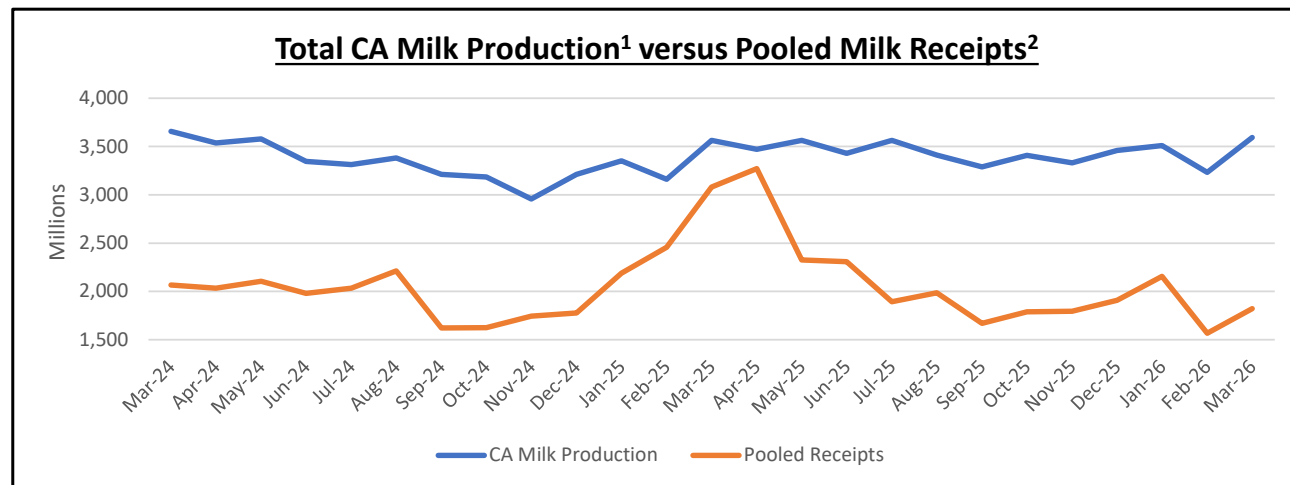
Statistical Uniform Price: FO 51's March 2026 SUP at average tests, priced at Los Angeles County, was \$19.13 per hundredweight, up \$1.13 from the previous month and down \$2.99 year-over year. The SUP is published for informational purposes only.

Producer Receipts: Pooled receipts for March 2026 totaled about 1.820 billion pounds. This month's total reflects a 16.2% increase from the month prior and a year-over-year decline of 40.9%.



Class I Utilization: Class I utilization for March 2026 was 21.9%, a decrease of 1.2 percentage points from last month. Year-over-year, Class I utilization increased by 9.1 percentage points.

ADDPP: The Average Daily Delivery per Producer for the March 2026 pool was roughly 69,659 pounds. This is down 3.5% from the month prior and down 35% year-over-year.



¹Milk production data is provided by NASS through the Milk Production Survey

²Pooled Milk includes milk produced outside of California