



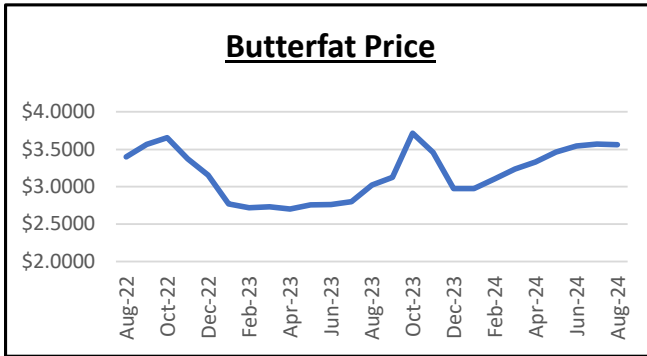
# CALIFORNIA MARKETING AREA FEDERAL MILK ORDER NO. 51

Tel.: (916) 702-6455 — Fax: (833) 673-3751  
email: [market.admin@cafmmo.com](mailto:market.admin@cafmmo.com)  
website: [www.cafmmo.com](http://www.cafmmo.com)

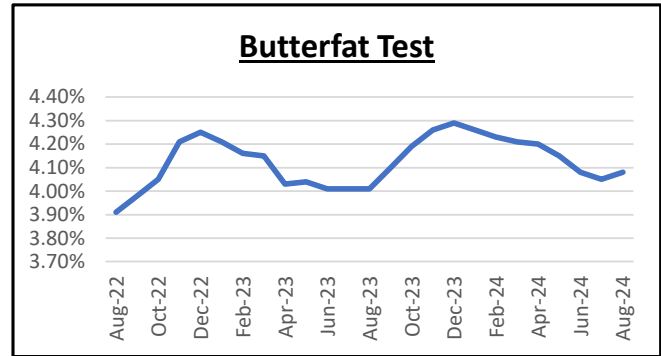
United States  
Department of Agriculture  
Agricultural Marketing Service

**Mailing Address:**  
181 Blue Ravine Rd Suite 120  
Folsom, CA 95630

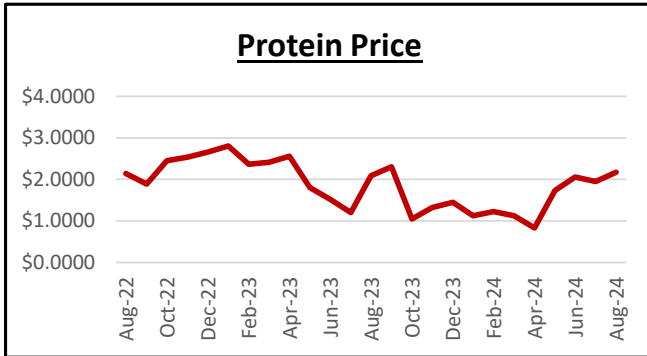
## Graphical Summary for Federal Order 51 - August 2024



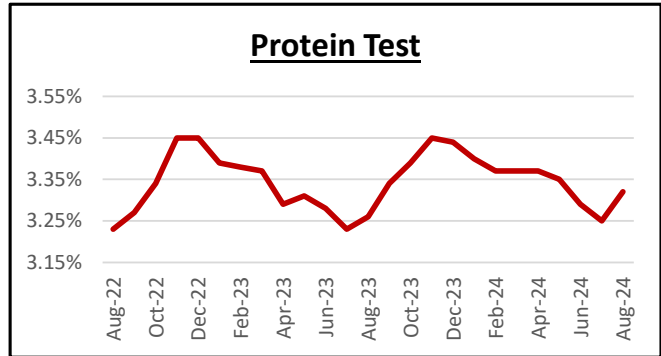
**Butterfat Price:** The August 2024 Butterfat Price was \$3.5632 per pound, down \$0.0088 from last month and up \$0.5414 year-over-year.



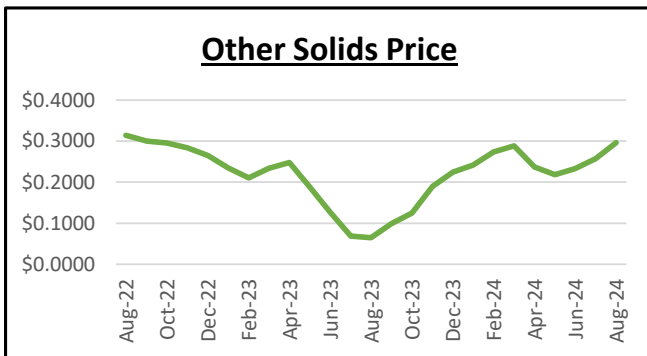
**Butterfat Test:** The August 2024 Butterfat Test was 4.08%, up 0.03 percentage points from last month and up 0.07 percentage points year-over-year.



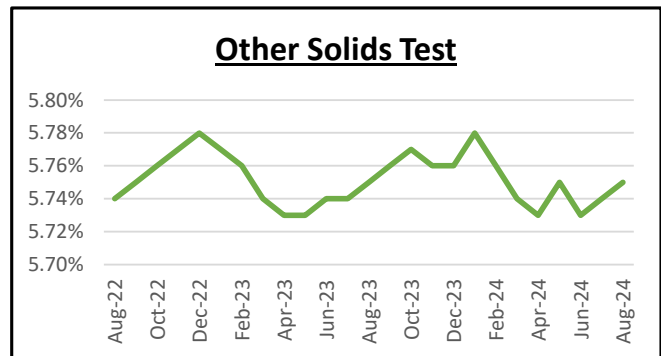
**Protein Price:** The August 2024 Protein Price was \$2.1756 per pound, up \$0.2290 from last month and up \$0.0905 year-over-year.



**Protein Test:** The August 2024 Protein Test was 3.32%, up 0.07 percentage points from last month and up 0.06 percentage points year-over-year.

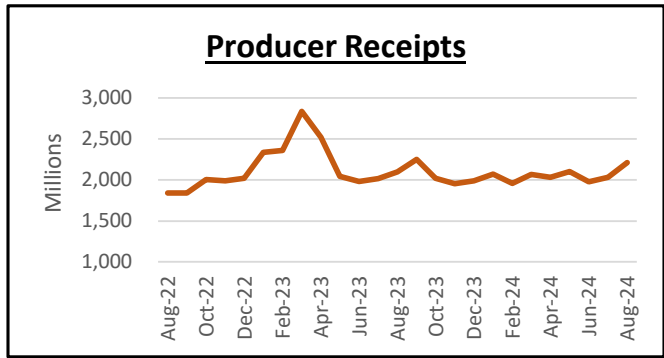
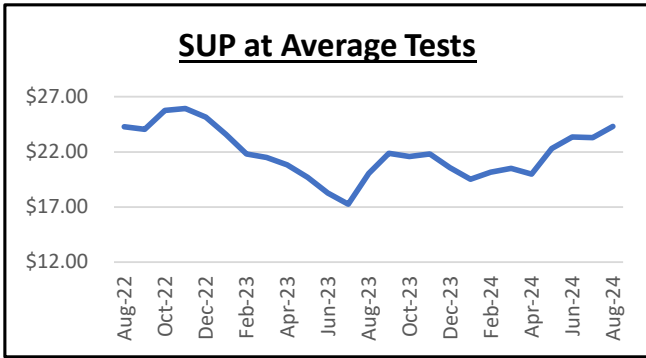


**Other Solids Price:** The August 2024 Other Solids Price was \$0.2959 per pound, up \$0.0388 from last month and up \$0.2311 year-over-year.



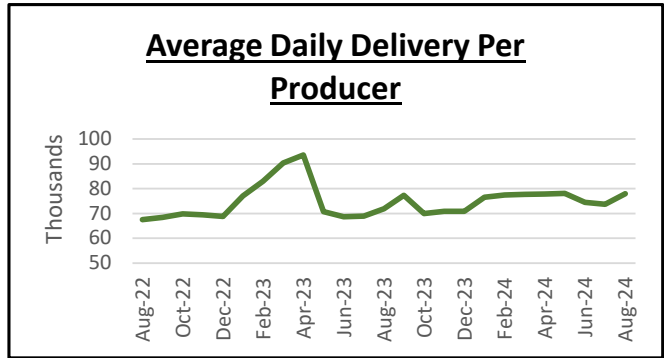
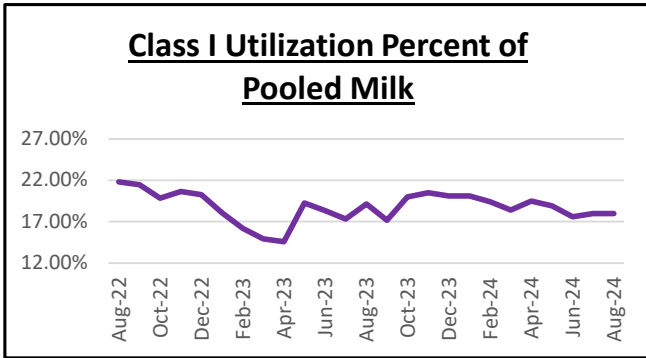
**Other Solids Test:** The August 2024 Other Solids Test was 5.78%, up 0.02 percentage points from last month and up 0.03 percentage points per year-over-year.

# CALIFORNIA MARKETING AREA FEDERAL MILK ORDER NO. 51



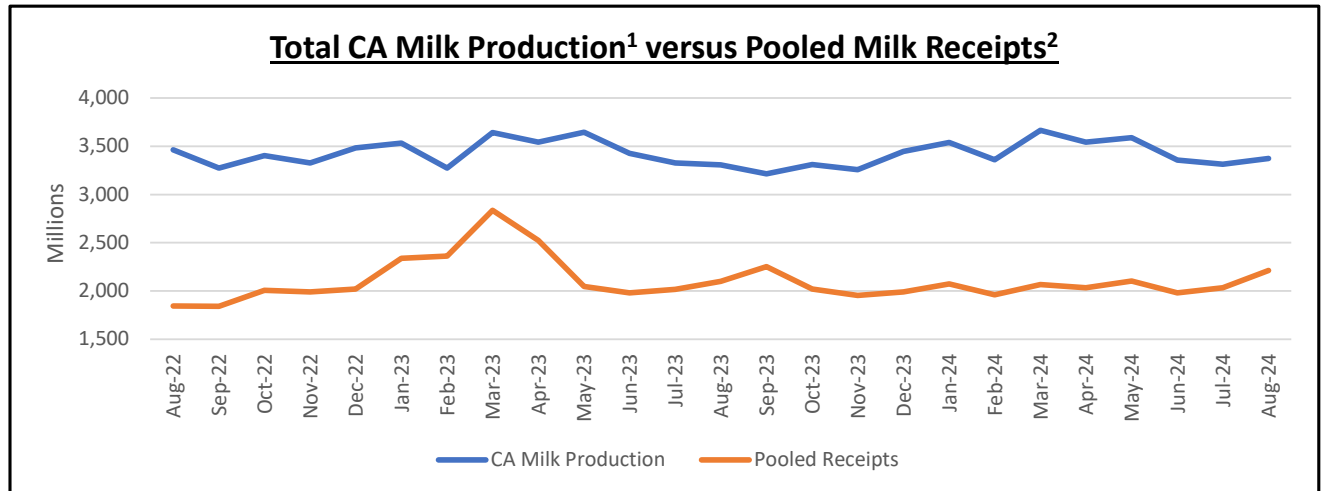
**Statistical Uniform Price:** FO 51's August 2024 SUP at average tests, priced at Los Angeles County, is \$24.32 per hundredweight, up \$1.01 from the previous month and up \$4.26 year-over year. The SUP is published for informational purposes only.

**Producer Receipts:** Pooled receipts for August 2024 totaled about 2.21 billion pounds. This month's total reflects a 8.86% increase from the month prior and a year-over-year increase of 5.33%.



**Class I Utilization:** Class I utilization for August 2024 is 18%, reflecting no change from last month. Year-over-year, Class I utilization fell by 1.2 percentage points.

**ADDPP:** The Average Daily Delivery per Producer (ADDPP) for the August 2024 pool is roughly 77,921 pounds. This is 5.65% higher from the prior month and up 8.44% year-over-year.



<sup>1</sup>Milk production data is provided by NASS through the Milk Production Survey

<sup>2</sup>Pooled Milk includes milk produced outside of California