



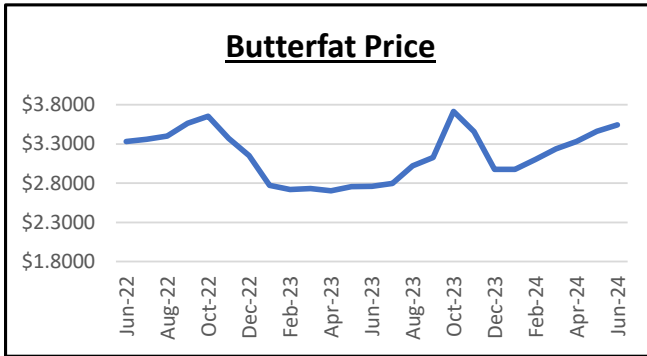
CALIFORNIA MARKETING AREA FEDERAL MILK ORDER NO. 51

Tel.: (916) 702-6455 — Fax: (833) 673-3751
email: market.admin@cafmmo.com
website: www.cafmmo.com

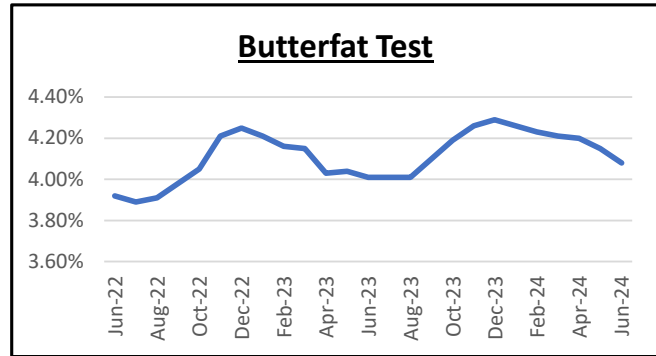
United States
Department of Agriculture
Agricultural Marketing Service

Mailing Address:
181 Blue Ravine Rd Suite 120
Folsom, CA 95630

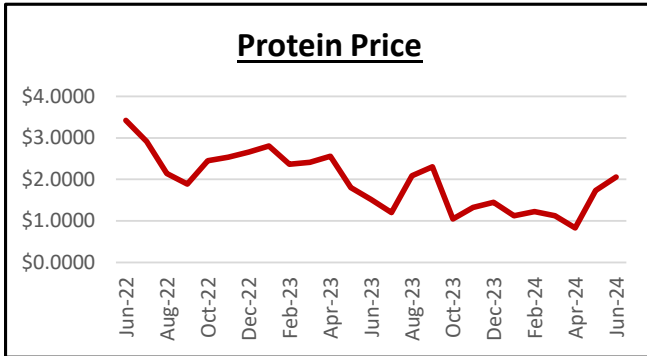
Graphical Summary for Federal Order 51 - June 2024



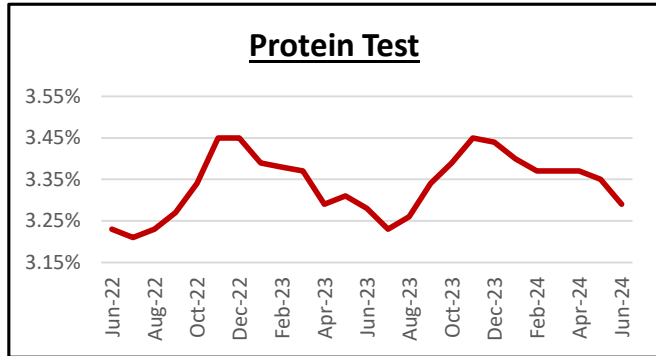
Butterfat Price: The June 2024 Butterfat Price was \$3.5444 per pound, up \$0.0808 from last month and up \$0.7839 year-over-year.



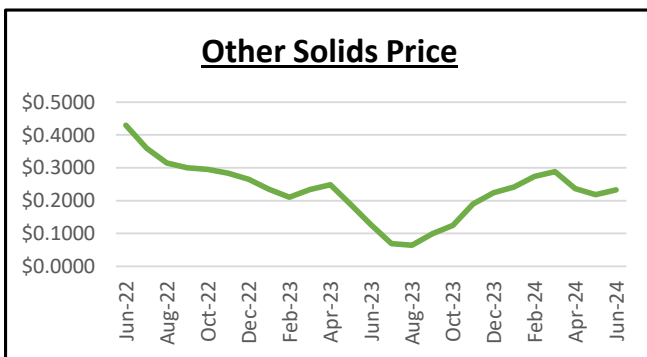
Butterfat Test: The June 2024 Butterfat Test was 4.08%, down 0.07 percentage points from last month and up 0.07 percentage points year-over-year.



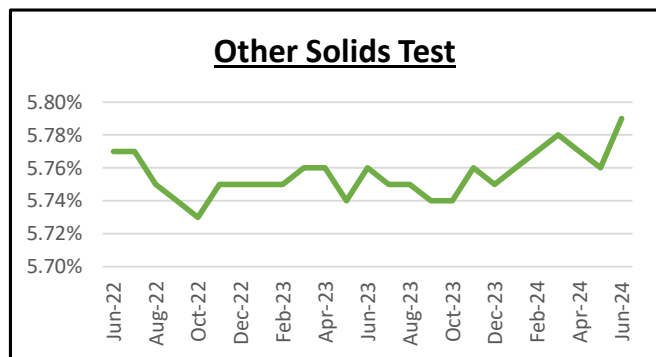
Protein Price: The June 2024 Protein Price was \$2.0546 per pound, up \$0.3197 and up \$0.5402 year-over-year, the first YOY gain since September 2023.



Protein Test: The June 2024 Protein Test was 3.29%, down 0.06 percentage points and up 0.01 percentage points year-over-year.

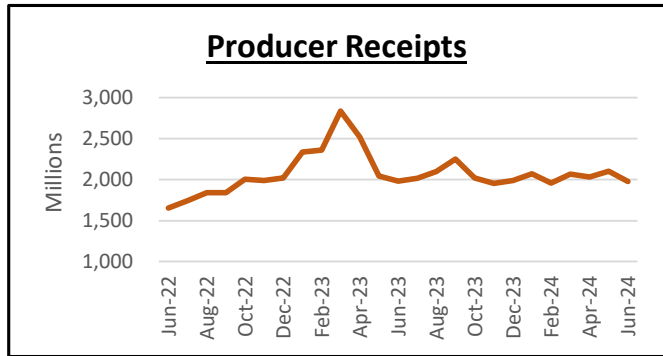
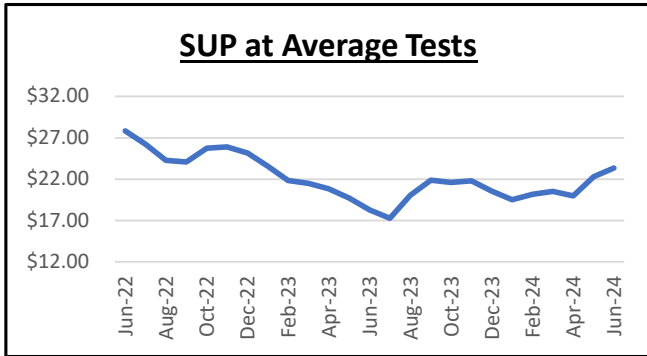


Other Solids Price: The June 2024 Other Solids Price was \$0.2326 per pound, up \$0.0145 from last month and up \$0.1060 year-over-year.



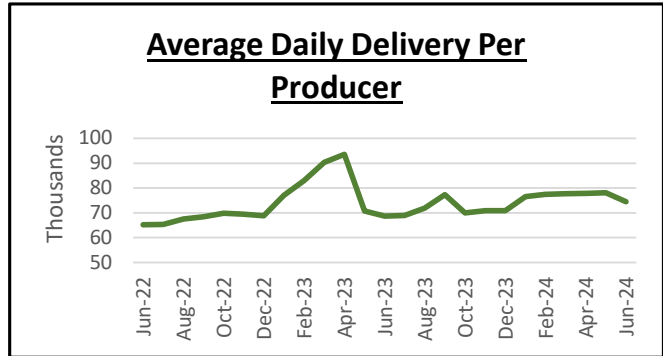
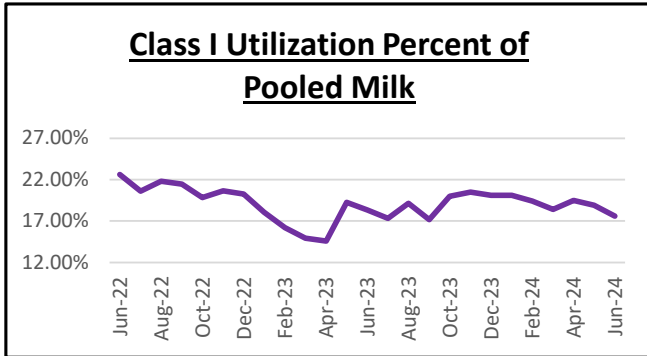
Other Solids Test: The June 2024 Other Solids Test was 5.79%, up 0.03 percentage points from last month and up 0.03 percentage points per year-over-year. The other solids test for June 2024 is the highest in FO 51 since the order began.

CALIFORNIA MARKETING AREA FEDERAL MILK ORDER NO. 51



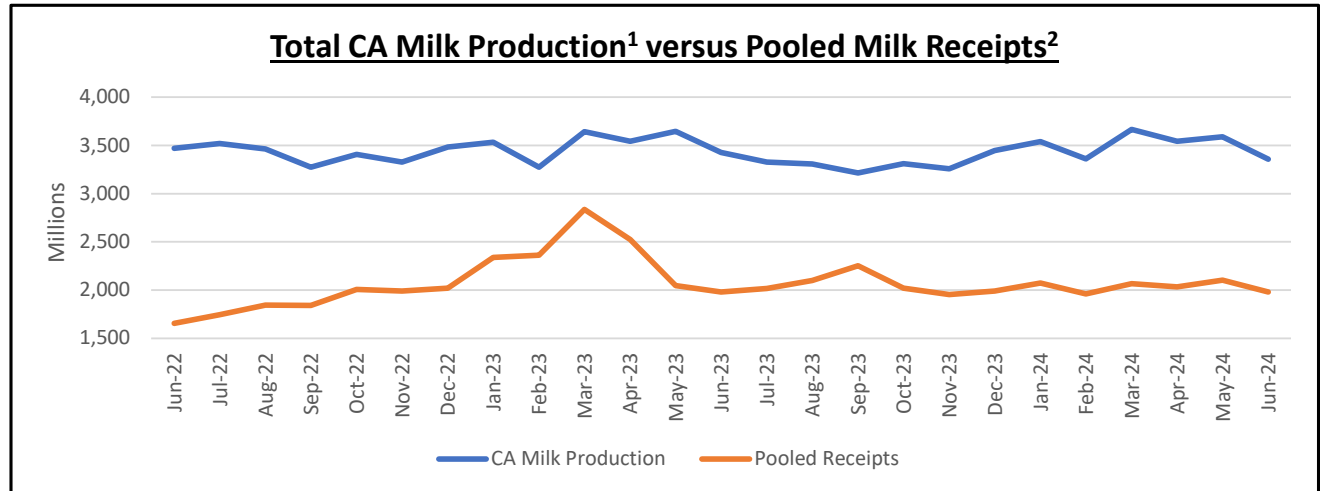
Statistical Uniform Price: FO 51's June 2024 SUP at average tests, priced at Los Angeles County, is \$23.36 per hundredweight, up \$1.05 from the previous month and up \$5.09 year-over-year. The SUP is published for informational purposes only.

Producer Receipts: Pooled receipts for June 2024 totaled about 1.9 billion pounds. This month's total reflects a 5.96% decrease from the month prior and a year-over-year decline of 0.11%.



Class I Utilization: Class I utilization for June 2024 is 17.6%, down 1.3 percentage points from last month. Year-over-year, Class I utilization declined by 0.7 percentage points.

ADDPP: The Average Daily Delivery per Producer (ADDPP) for the June 2024 pool is roughly 74,523 pounds. This is 4.58% lower from the prior month and up 8.47% year-over-year.



¹Milk production data is provided by NASS through the Milk Production Survey

²Pooled Milk includes milk produced outside of California