



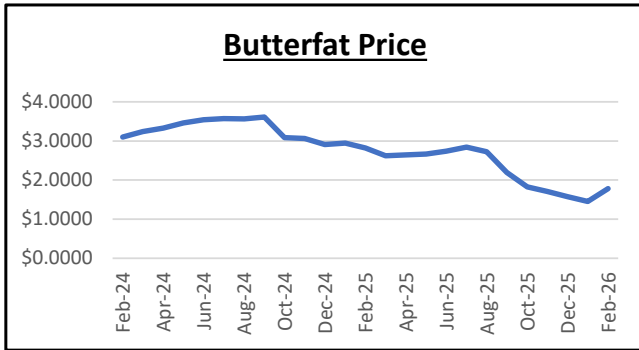
United States  
Department of Agriculture  
Agricultural Marketing Service

## CALIFORNIA MARKETING AREA FEDERAL MILK ORDER NO. 51

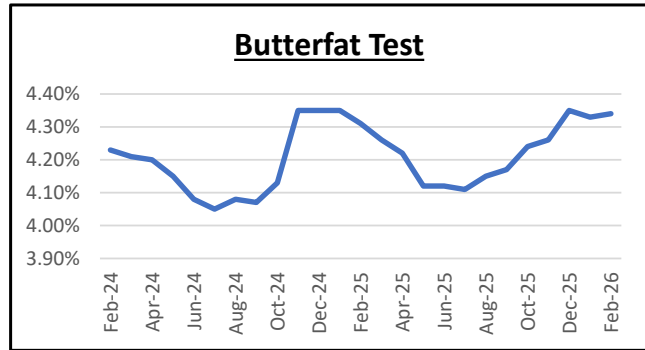
Tel.: (916) 702-6455 — Fax: (833) 673-3751  
email: [market.admin@cafmmo.com](mailto:market.admin@cafmmo.com)  
website: [www.cafmmo.com](http://www.cafmmo.com)

**Mailing Address:**  
181 Blue Ravine Rd Suite 120  
Folsom, CA 95630

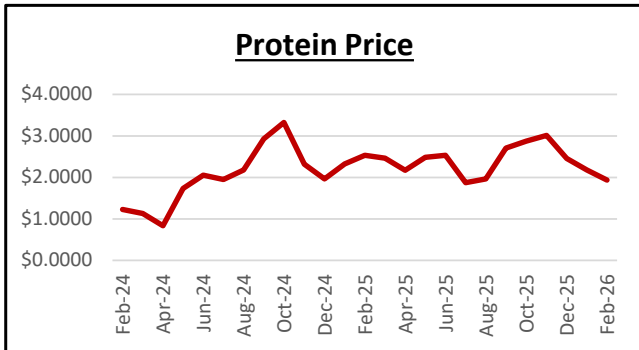
### Graphical Summary for Federal Order 51 - February 2026



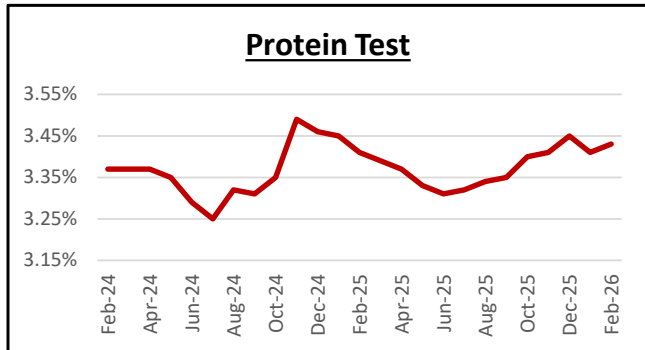
**Butterfat Price:** The February 2026 Butterfat Price was \$1.7794 per pound, up \$0.3269 from last month and down \$1.0392 year-over-year.



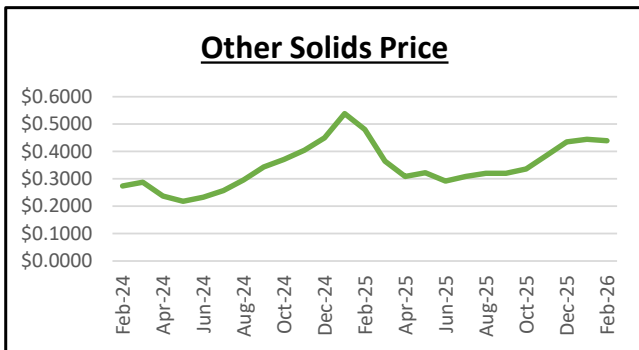
**Butterfat Test:** The February 2026 Butterfat Test was 4.34%, up 0.01 percentage points from last month and up 0.03 percentage points year-over-year.



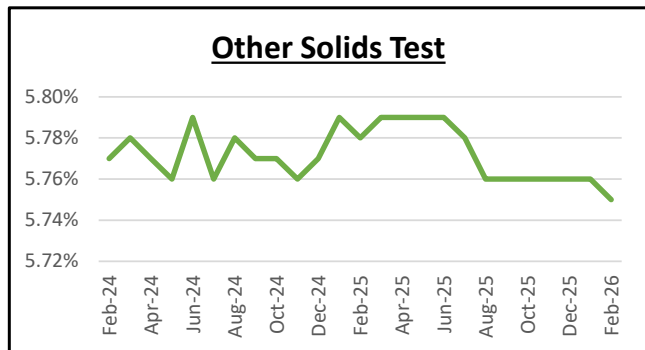
**Protein Price:** The February 2026 Protein Price was \$1.9373 per pound, down \$0.2395 from last month and down \$0.5964 year-over-year.



**Protein Test:** The February 2026 Protein Test was 3.43%, up 0.02 percentage points both from last month and year-over-year.

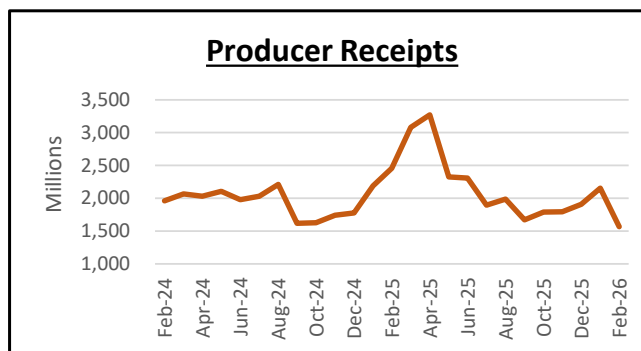
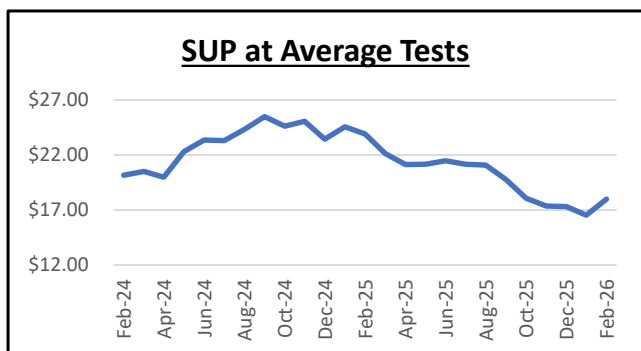


**Other Solids Price:** The February 2026 Other Solids Price was \$0.4391 per pound, down \$0.0057 from last month and down \$0.0408 year-over-year.



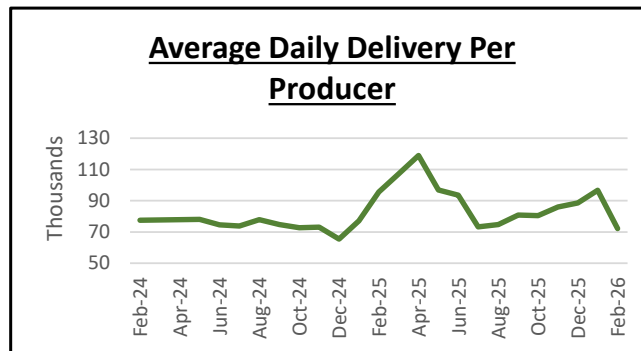
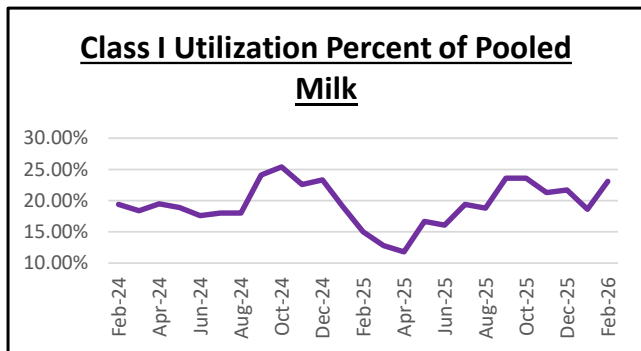
**Other Solids Test:** The February 2026 Other Solids Test was 5.75%, declining 0.01 percentage points from last month and down 0.03 percentage points year-over-year.

## CALIFORNIA MARKETING AREA FEDERAL MILK ORDER NO. 51



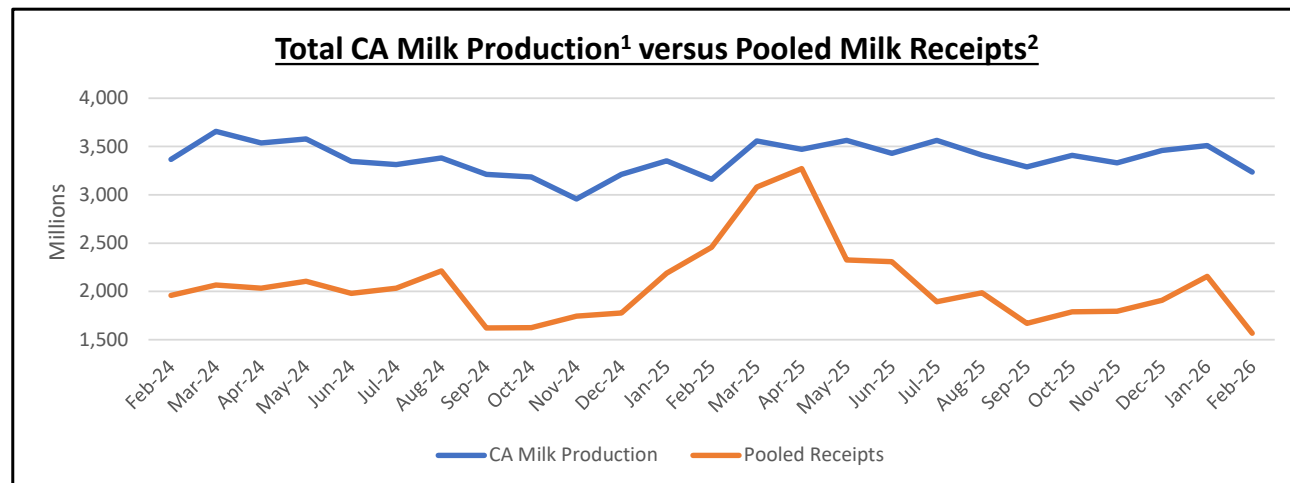
**Statistical Uniform Price:** FO 51's February 2026 SUP at average tests, priced at Los Angeles County, was \$18.00 per hundredweight, up \$1.47 from the previous month and down \$5.92 year-over year. The SUP is published for informational purposes only.

**Producer Receipts:** Pooled receipts for February 2026 totaled about 1.567 billion pounds. This month's total reflects a 27.3% decrease from the month prior and a year-over-year decline of 36.2%.



**Class I Utilization:** Class I utilization for February 2026 was 23.1%, an increase of 4.5 percentage points from last month. Year-over-year, Class I utilization increased by 8.1 percentage points.

**ADDPP:** The Average Daily Delivery per Producer for the February 2026 pool was roughly 72,209 pounds. This is down 25.3% from the month prior and down 24.5% year-over-year.



<sup>1</sup>Milk production data is provided by NASS through the Milk Production Survey

<sup>2</sup>Pooled Milk includes milk produced outside of California