



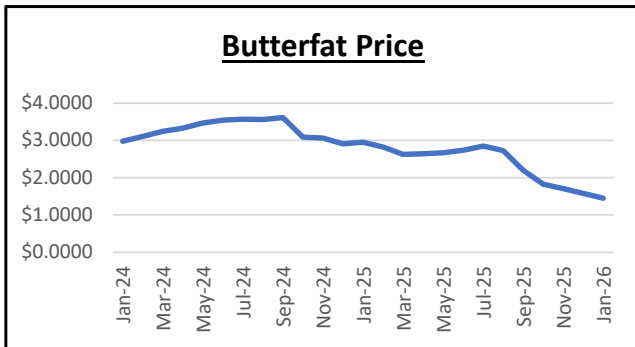
**United States**  
**Department of Agriculture**  
 Agricultural Marketing Service

## CALIFORNIA MARKETING AREA FEDERAL MILK ORDER NO. 51

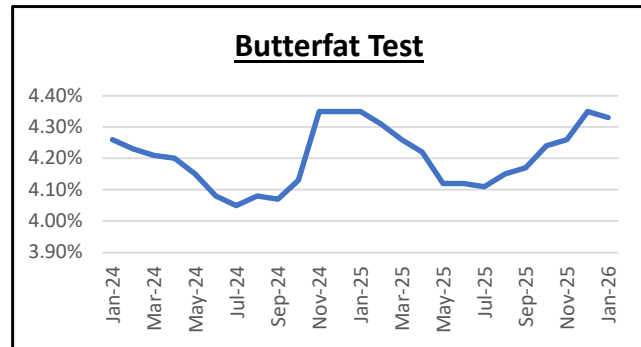
Tel.: (916) 702-6455 — Fax: (833) 673-3751  
 email: [market.admin@cafmmo.com](mailto:market.admin@cafmmo.com)  
 website: [www.cafmmo.com](http://www.cafmmo.com)

**Mailing Address:**  
 181 Blue Ravine Rd Suite 120  
 Folsom, CA 95630

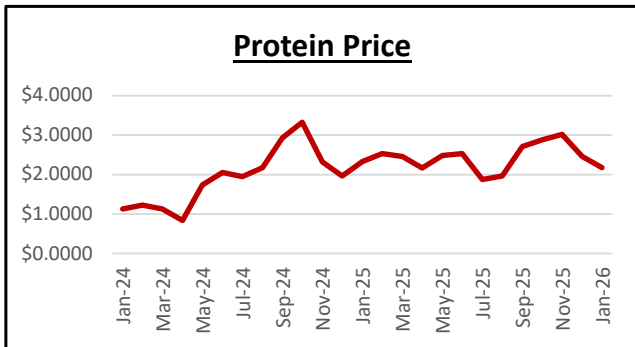
### Graphical Summary for Federal Order 51 - January 2026



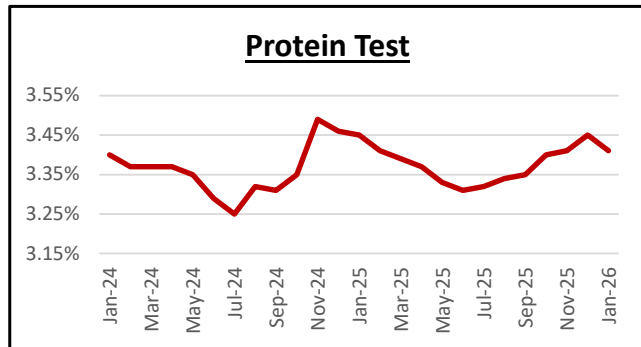
**Butterfat Price:** The January 2026 Butterfat Price was \$1.4525 per pound, down \$0.1236 from last month and down \$1.4935 year-over-year.



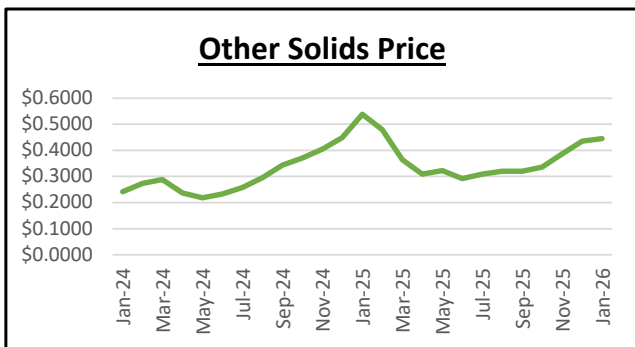
**Butterfat Test:** The January 2026 Butterfat Test was 4.33%, down 0.02 percentage points both from last month and year-over-year.



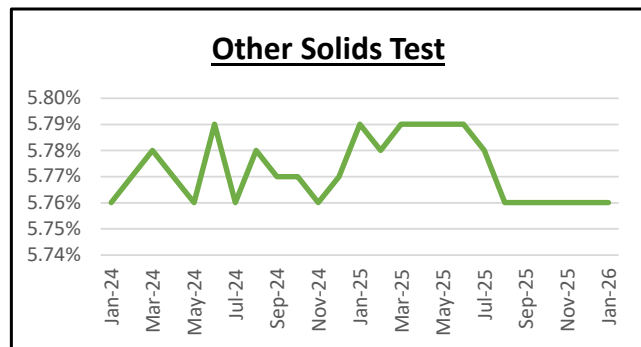
**Protein Price:** The January 2026 Protein Price was \$2.1768 per pound, down \$0.2795 from last month and down \$0.1499 year-over-year.



**Protein Test:** The January 2026 Protein Test was 3.41%, down 0.04 percentage points both from last month and year-over-year.

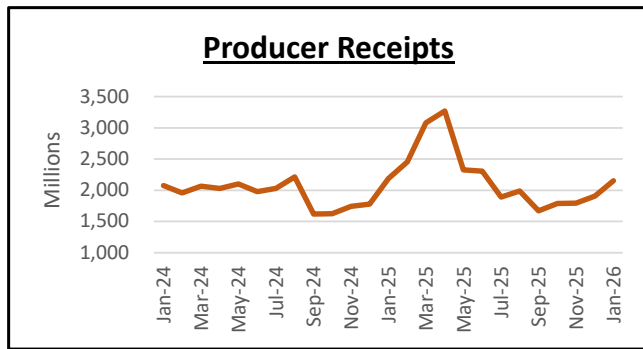
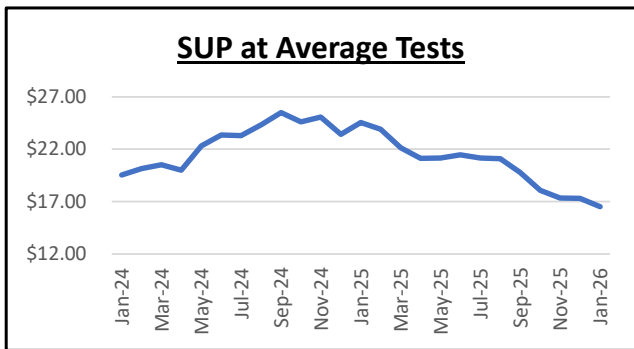


**Other Solids Price:** The January 2026 Other Solids Price was \$0.4448 per pound, up \$0.0096 from last month and down \$0.0936 year-over-year.



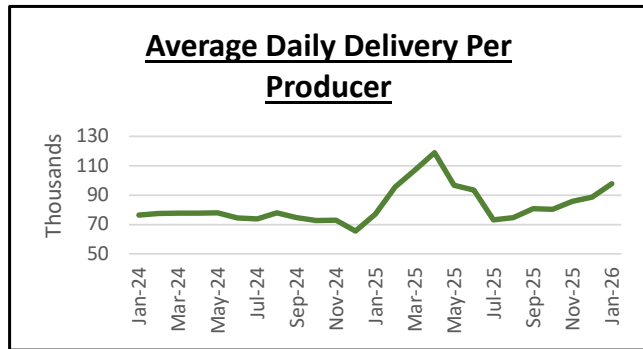
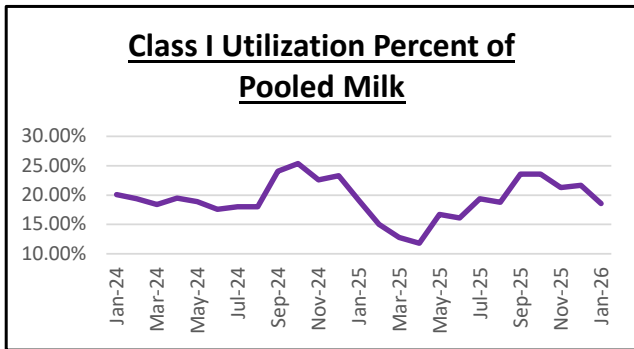
**Other Solids Test:** The January 2026 Other Solids Test was 5.76%, showing no change from last month and down 0.03 percentage points year-over-year.

## CALIFORNIA MARKETING AREA FEDERAL MILK ORDER NO. 51



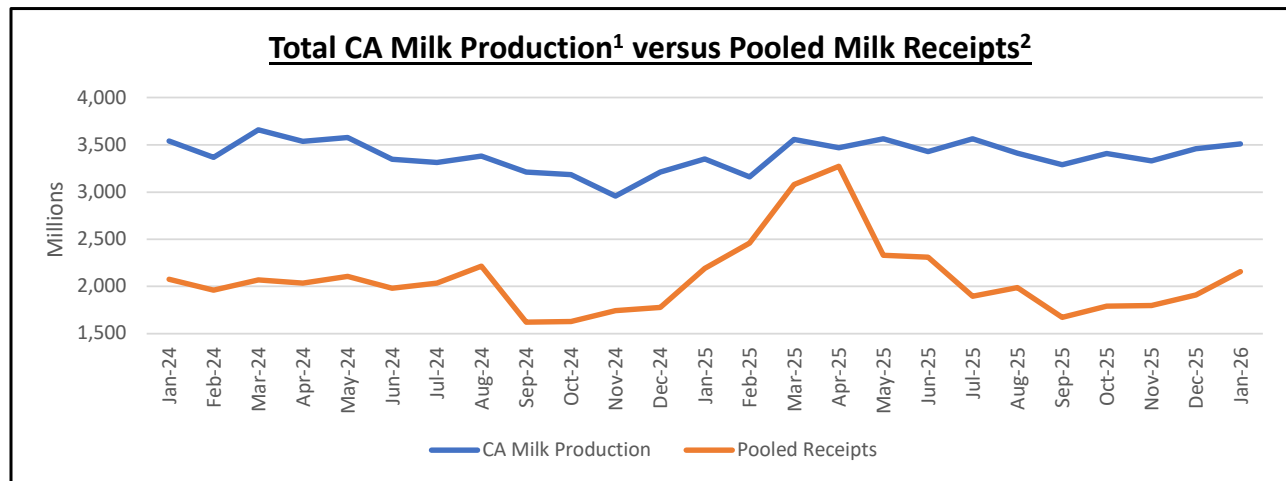
**Statistical Uniform Price:** FO 51's January 2026 SUP at average tests, priced at Los Angeles County, was \$16.53 per hundredweight, down \$0.77 from the previous month and down \$8.03 year-over year. The SUP is published for informational purposes only.

**Producer Receipts:** Pooled receipts for January 2026 totaled about 2.155 billion pounds. This month's total reflects a 12.9% increase from the month prior and a year-over-year decrease of 1.5%.



**Class I Utilization:** Class I utilization for January 2026 was 18.6%, a decrease of 3.1 percentage points from last month. Year-over-year, Class I utilization decreased by 0.5 percentage points.

**ADDPP:** The Average Daily Delivery per Producer for the January 2026 pool was roughly 97,784 pounds. This is up 10.4% from the month prior and up 26.7% year-over-year.



<sup>1</sup>Milk production data is provided by NASS through the Milk Production Survey

<sup>2</sup>Pooled Milk includes milk produced outside of California