



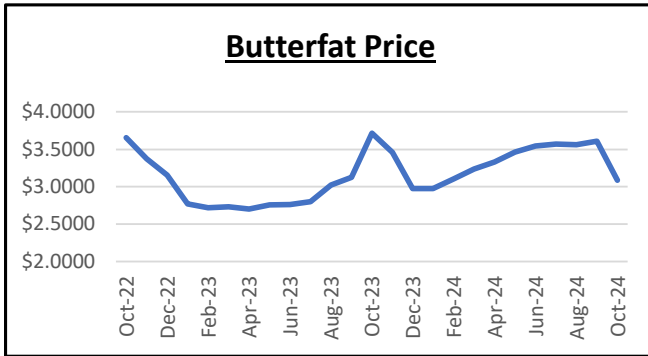
CALIFORNIA MARKETING AREA FEDERAL MILK ORDER NO. 51

Tel.: (916) 702-6455 — Fax: (833) 673-3751
email: market.admin@cafmmo.com
website: www.cafmmo.com

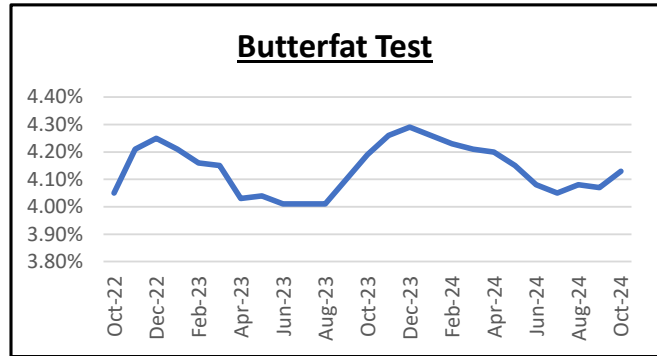
United States
Department of Agriculture
Agricultural Marketing Service

Mailing Address:
181 Blue Ravine Rd Suite 120
Folsom, CA 95630

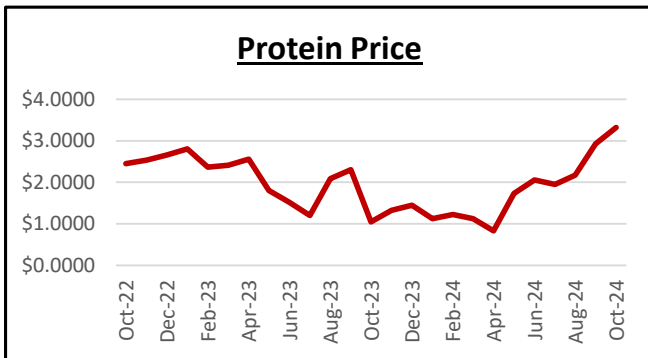
Graphical Summary for Federal Order 51 - October 2024



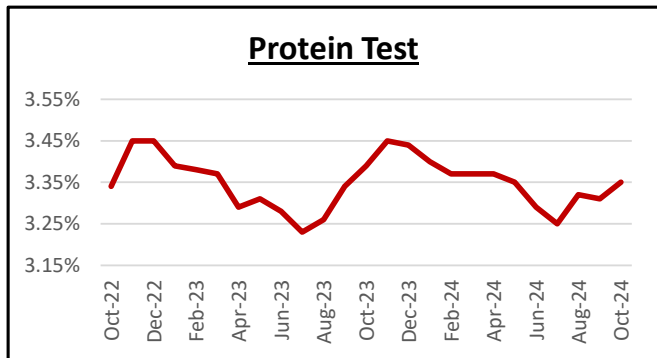
Butterfat Price: The October 2024 Butterfat Price was \$3.0851 per pound, down \$0.5263 from last month and down \$0.6293 year-over-year.



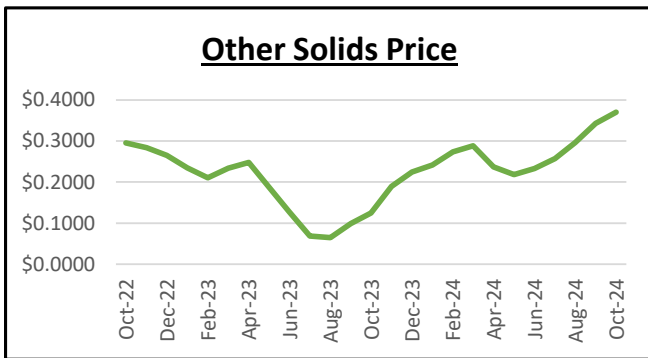
Butterfat Test: The October 2024 Butterfat Test was 4.13%, up 0.06 percentage points from last month and down 0.06 percentage points year-over-year.



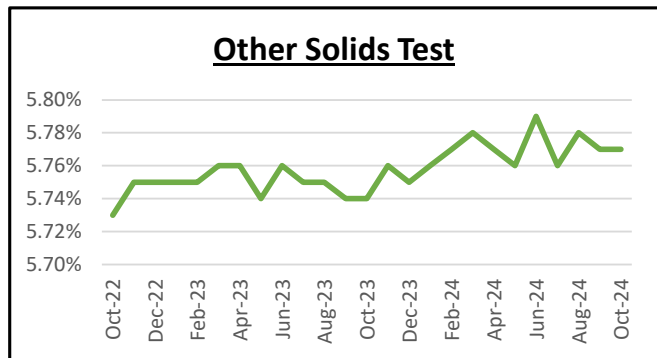
Protein Price: The October 2024 Protein Price was \$3.3238 per pound, up \$0.3989 from last month and up \$2.2770 year-over-year.



Protein Test: The October 2024 Protein Test was 3.35%, up 0.04 percentage points from last month and down 0.04 percentage points year-over-year.

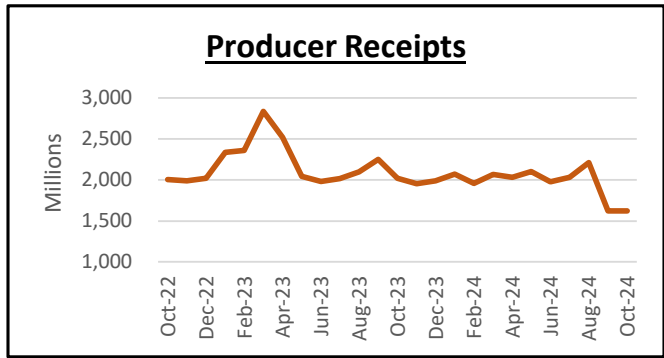
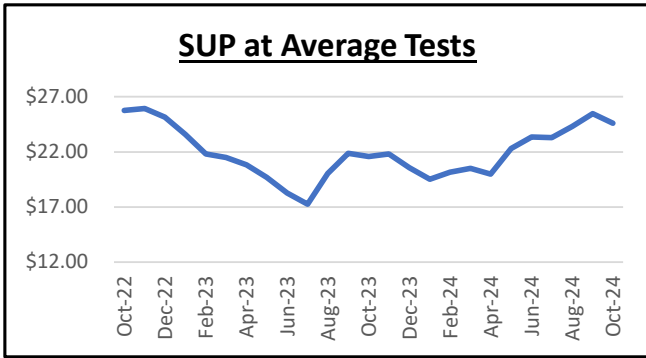


Other Solids Price: The October 2024 Other Solids Price was \$0.3705 per pound, up \$0.0275 from last month and up \$0.2462 year-over-year.



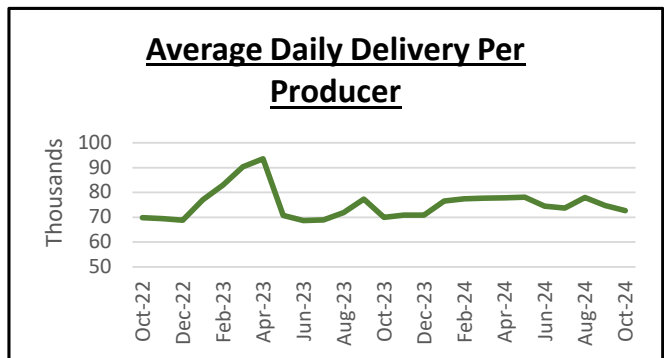
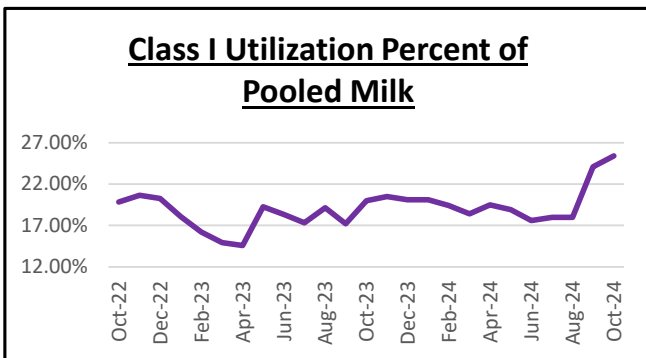
Other Solids Test: The October 2024 Other Solids Test was 5.77%, remaining unchanged from last month and up 0.03 percentage points year-over-year.

CALIFORNIA MARKETING AREA FEDERAL MILK ORDER NO. 51



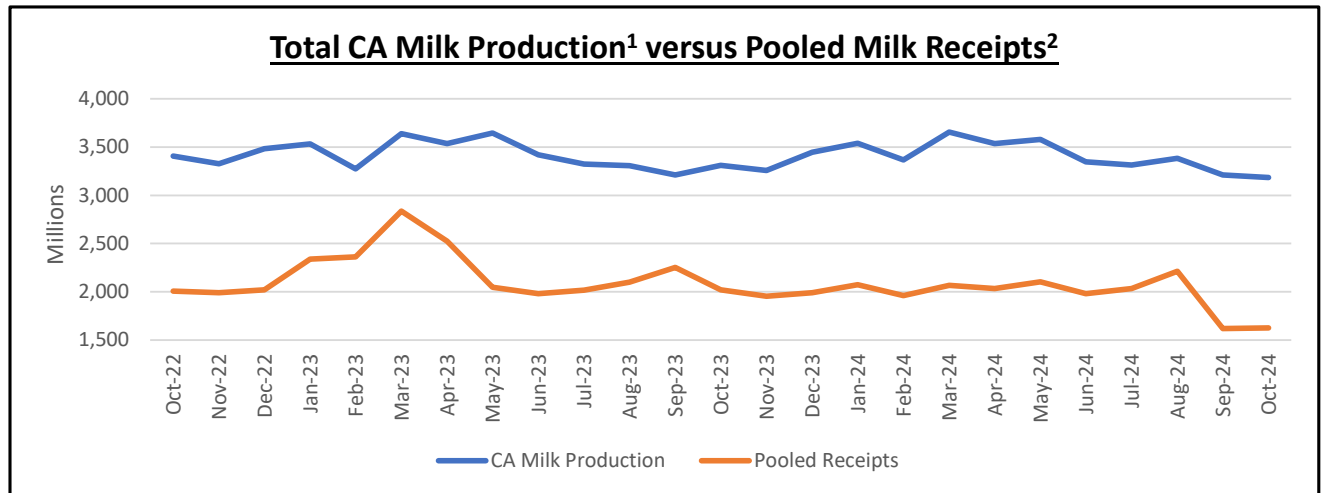
Statistical Uniform Price: FO 51's October 2024 SUP at average tests, priced at Los Angeles County, is \$24.62 per hundredweight, down \$0.87 from the previous month and up \$3.03 year-over-year. The SUP is published for informational purposes only.

Producer Receipts: Pooled receipts for October 2024 totaled about 1.63 billion pounds, the second lowest ever recorded in the California Order. This month's total reflects a 0.3% increase from the month prior and a year-over-year decrease of 19.6%.



Class I Utilization: Class I utilization for October 2024 was 25.4%, reflecting a gain of 1.3 percentage points from last month. Year-over-year, Class I utilization increased by 5.4 percentage points.

ADDPP: The Average Daily Delivery per Producer (ADDPP) for the October 2024 pool is roughly 72,700 pounds. This is 2.8% lower from the prior month and up 3.97% year-over-year.



¹Milk production data is provided by NASS through the Milk Production Survey

²Pooled Milk includes milk produced outside of California