



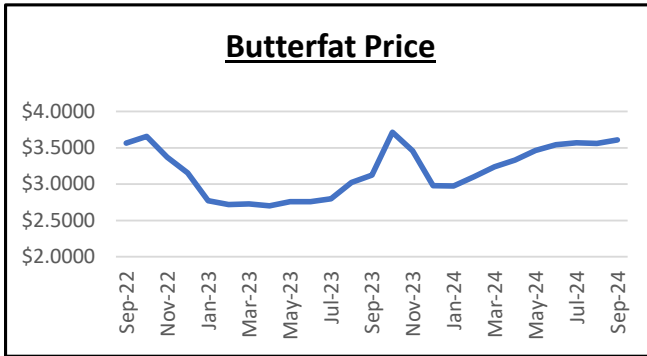
CALIFORNIA MARKETING AREA FEDERAL MILK ORDER NO. 51

Tel.: (916) 702-6455 — Fax: (833) 673-3751
email: market.admin@cafmmo.com
website: www.cafmmo.com

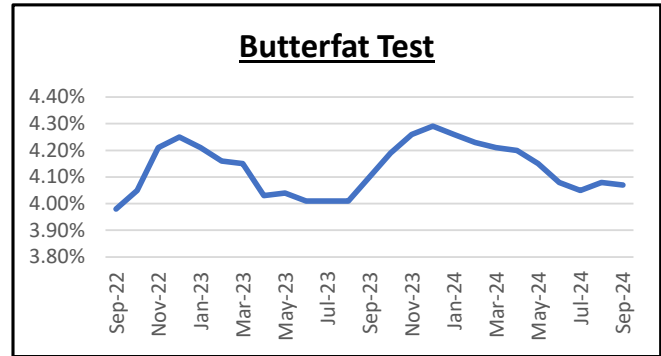
United States
Department of Agriculture
Agricultural Marketing Service

Mailing Address:
181 Blue Ravine Rd Suite 120
Folsom, CA 95630

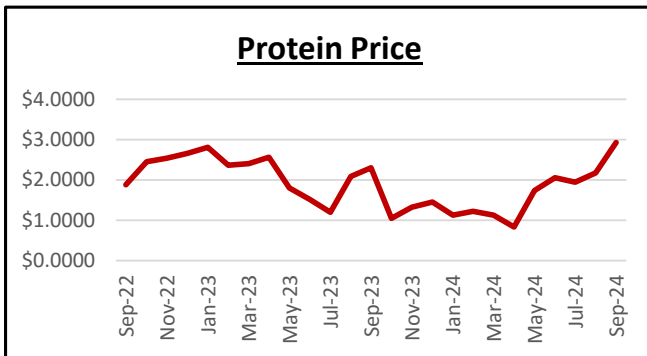
Graphical Summary for Federal Order 51 - September 2024



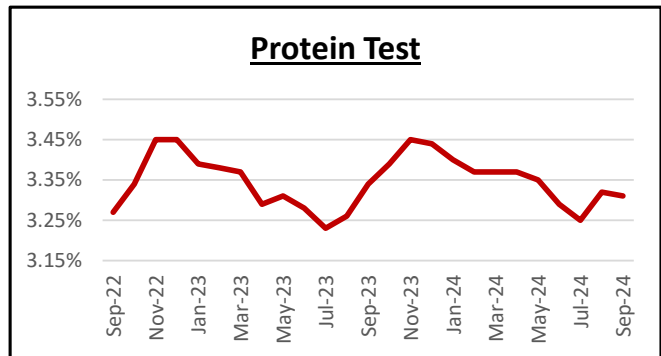
Butterfat Price: The September 2024 Butterfat Price was \$3.6114 per pound, up \$0.0482 from last month and up \$0.4850 year-over-year.



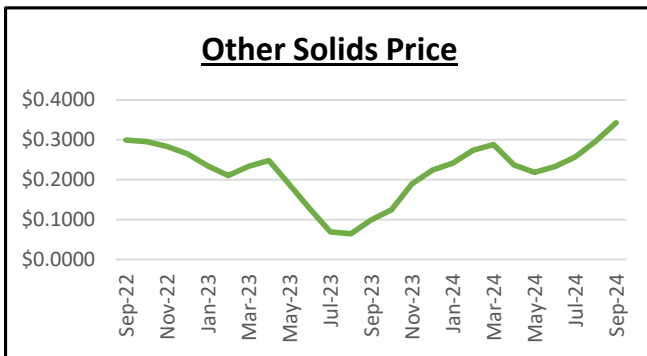
Butterfat Test: The September 2024 Butterfat Test was 4.07%, down 0.01 percentage points from last month and down 0.03 percentage points year-over-year.



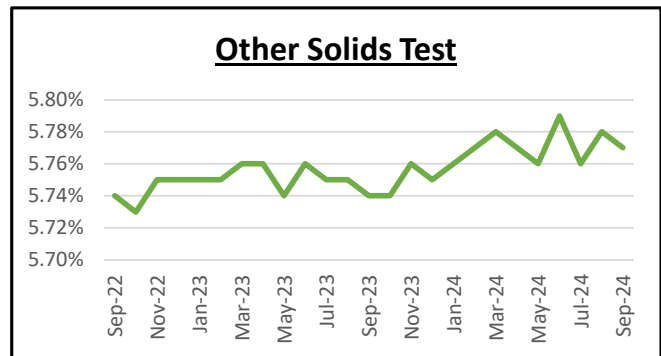
Protein Price: The September 2024 Protein Price was \$2.9249 per pound, up \$0.7493 from last month and up \$0.6222 year-over-year.



Protein Test: The September 2024 Protein Test was 3.31%, down 0.01 percentage points from last month and down 0.03 percentage points year-over-year.

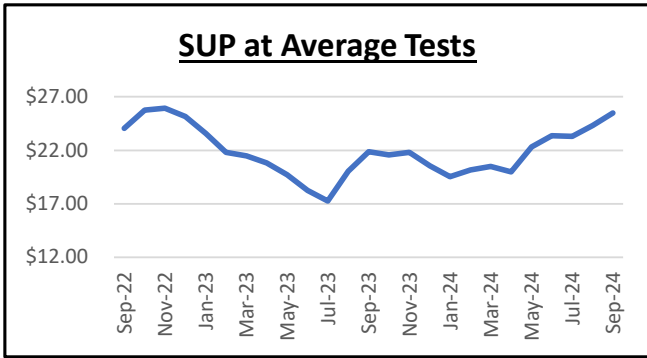


Other Solids Price: The September 2024 Other Solids Price was \$0.3430 per pound, up \$0.0471 from last month and up \$0.2438 year-over-year.

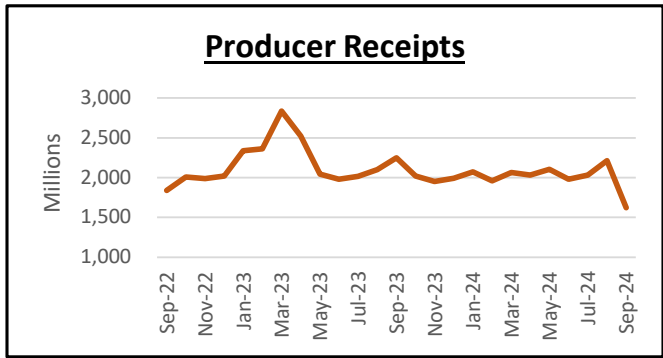


Other Solids Test: The September 2024 Other Solids Test was 5.77%, down 0.01 percentage points from last month and up 0.03 percentage points per year-over-year.

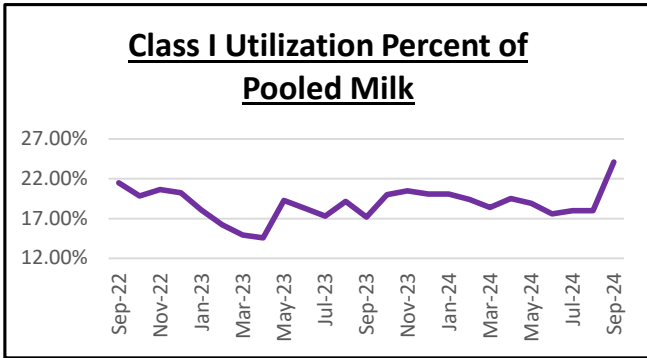
CALIFORNIA MARKETING AREA FEDERAL MILK ORDER NO. 51



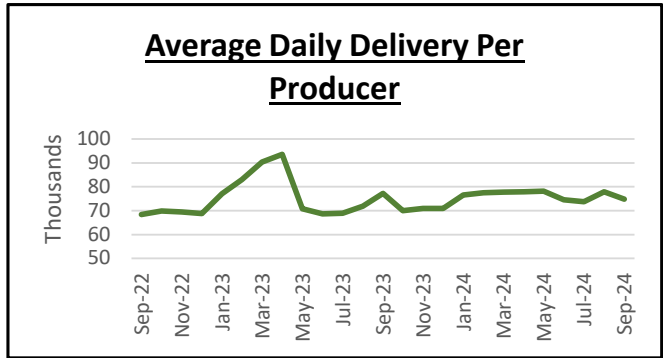
Statistical Uniform Price: FO 51's September 2024 SUP at average tests, priced at Los Angeles County, is \$25.49 per hundredweight, up \$1.17 from the previous month and up \$3.61 year-over-year. The SUP is published for informational purposes only.



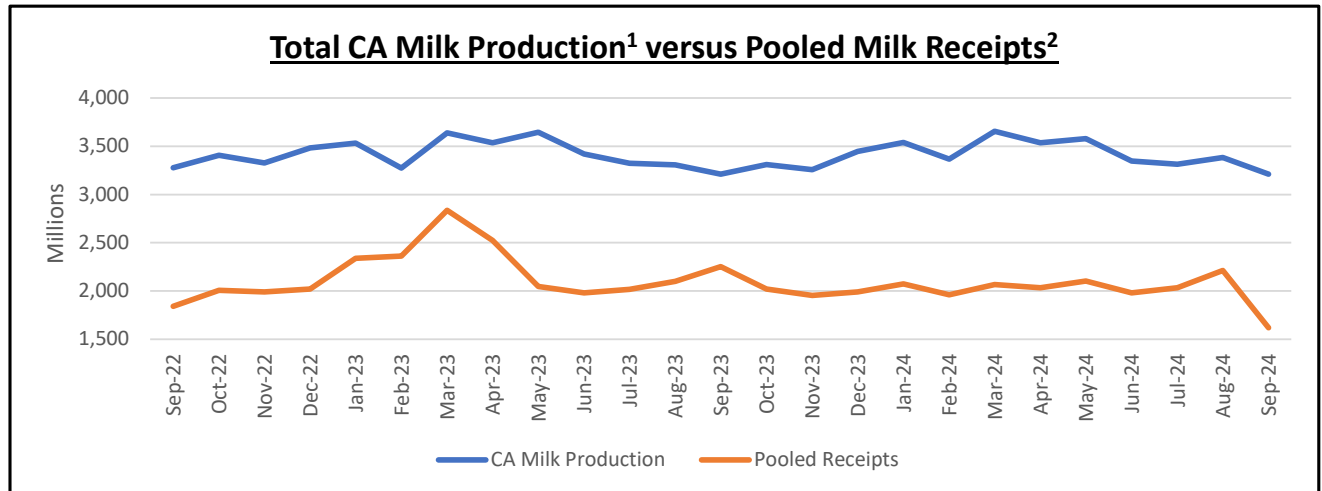
Producer Receipts: Pooled receipts for September 2024 totaled about 1.62 billion pounds, the lowest ever recorded in the California Order. This month's total reflects a 26.78% decline from the month prior and a year-over-year decrease of 28.01%.



Class I Utilization: Class I utilization for September 2024 is 24.1%, reflecting a gain of 6.1 percentage points from last month. Year-over-year, Class I utilization rose by 6.9 percentage points.



ADDPP: The Average Daily Delivery per Producer (ADDPP) for the September 2024 pool is roughly 74,801 pounds. This is 4% lower from the prior month and down 3.19% year-over-year.



¹Milk production data is provided by NASS through the Milk Production Survey

²Pooled Milk includes milk produced outside of California