



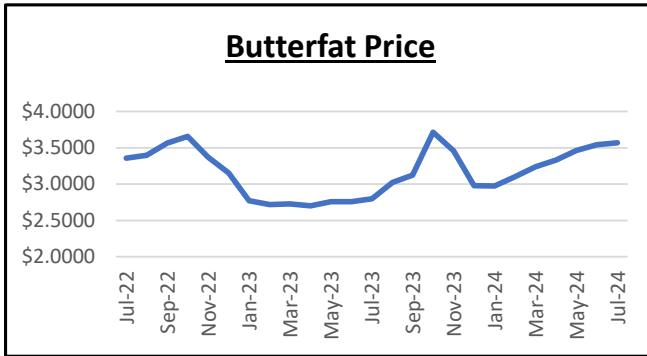
CALIFORNIA MARKETING AREA FEDERAL MILK ORDER NO. 51

Tel.: (916) 702-6455 — Fax: (833) 673-3751
email: market.admin@cafmmo.com
website: www.cafmmo.com

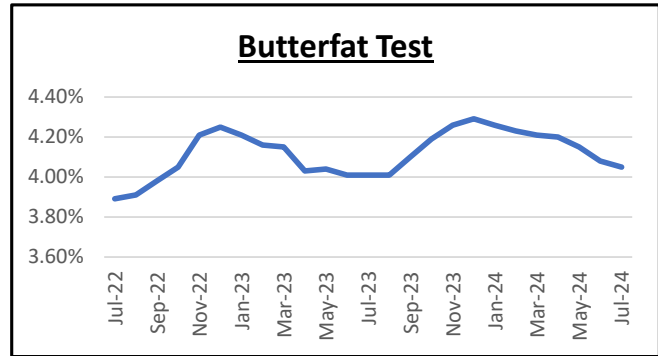
United States
Department of Agriculture
Agricultural Marketing Service

Mailing Address:
181 Blue Ravine Rd Suite 120
Folsom, CA 95630

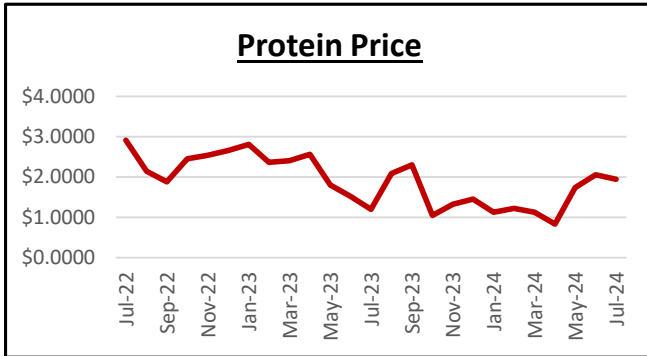
Graphical Summary for Federal Order 51 - July 2024



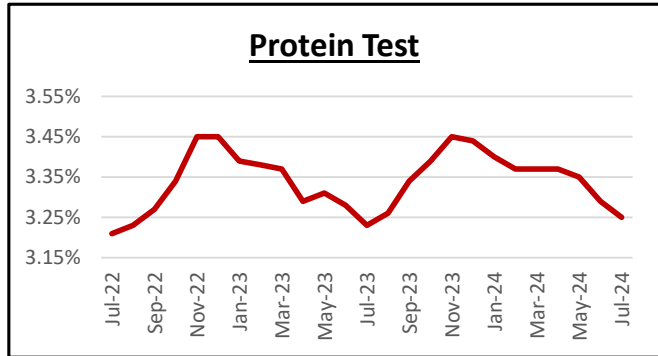
Butterfat Price: The July 2024 Butterfat Price was \$3.5720 per pound, up \$0.0276 from last month and up \$0.7734 year-over-year.



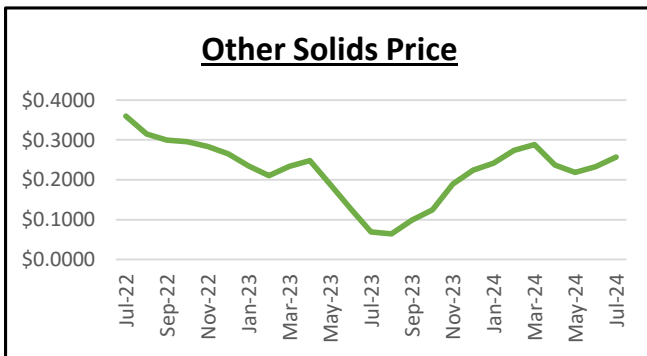
Butterfat Test: The July 2024 Butterfat Test was 4.05%, down 0.03 percentage points from last month and up 0.04 percentage points year-over-year.



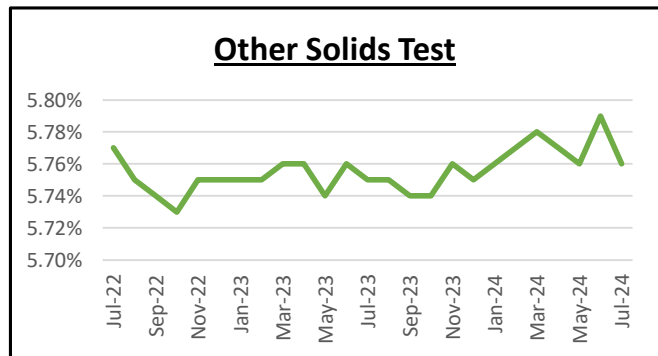
Protein Price: The July 2024 Protein Price was \$1.9466 per pound, down \$0.1080 from last month and up \$0.7475 year-over-year.



Protein Test: The July 2024 Protein Test was 3.25%, down 0.04 percentage points from last month and up 0.02 percentage points year-over-year.

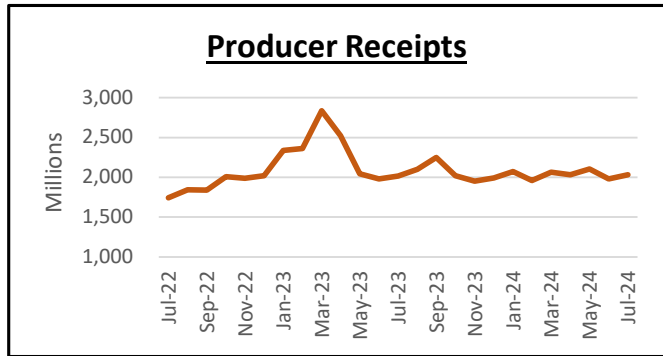
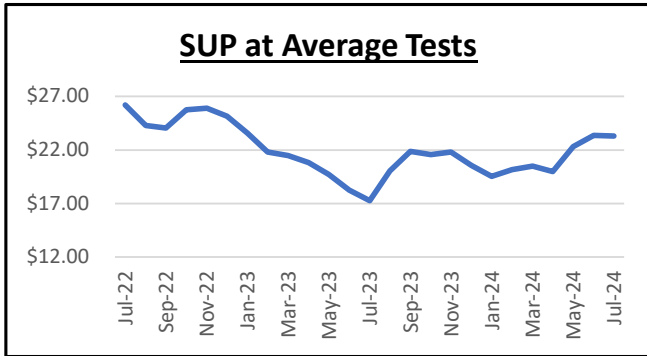


Other Solids Price: The July 2024 Other Solids Price was \$0.2571 per pound, up \$0.0245 from last month and up \$0.1882 year-over-year.



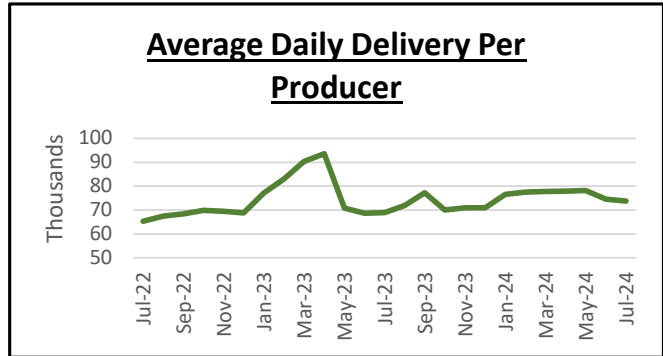
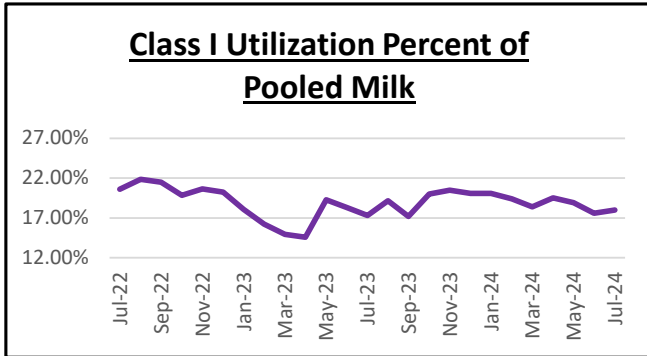
Other Solids Test: The July 2024 Other Solids Test was 5.76%, down 0.03 percentage points from last month and up 0.01 percentage points per year-over-year.

CALIFORNIA MARKETING AREA FEDERAL MILK ORDER NO. 51



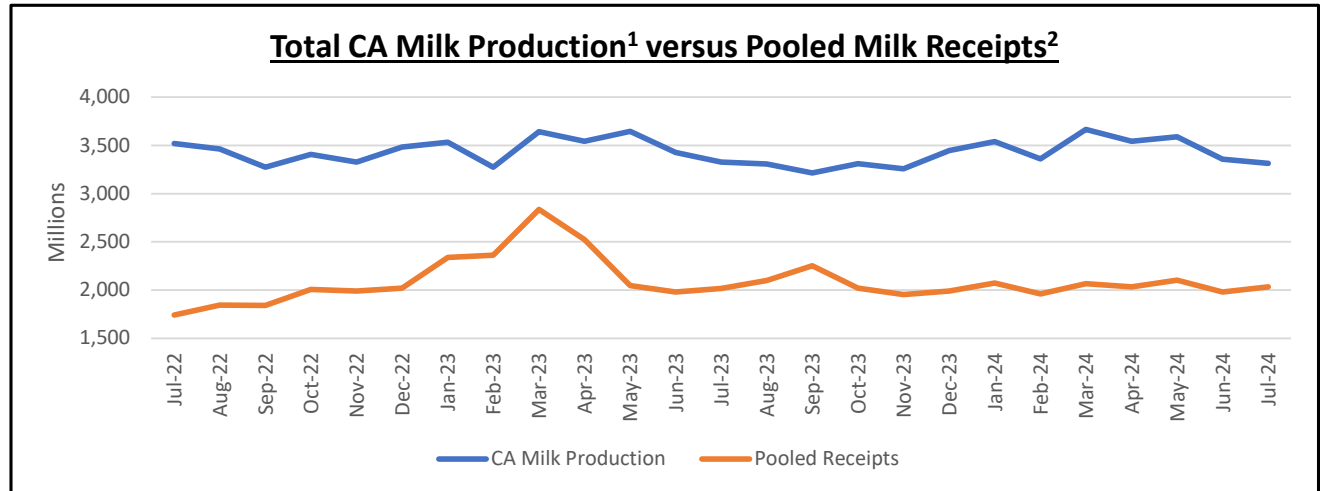
Statistical Uniform Price: FO 51's July 2024 SUP at average tests, priced at Los Angeles County, is \$23.31 per hundredweight, down \$0.05 from the previous month and up \$6.06 year-over-year. The SUP is published for informational purposes only.

Producer Receipts: Pooled receipts for July 2024 totaled about 2.03 billion pounds. This month's total reflects a 2.73% increase from the month prior and a year-over-year increase of 0.82%.



Class I Utilization: Class I utilization for July 2024 is 18%, up 0.4 percentage points from last month. Year-over-year, Class I utilization rose by 0.7 percentage points.

ADDPP: The Average Daily Delivery per Producer (ADDPP) for the July 2024 pool is roughly 73,754 pounds. This is 1.03% lower from the prior month and up 7.06% year-over-year.



¹Milk production data is provided by NASS through the Milk Production Survey

²Pooled Milk includes milk produced outside of California