



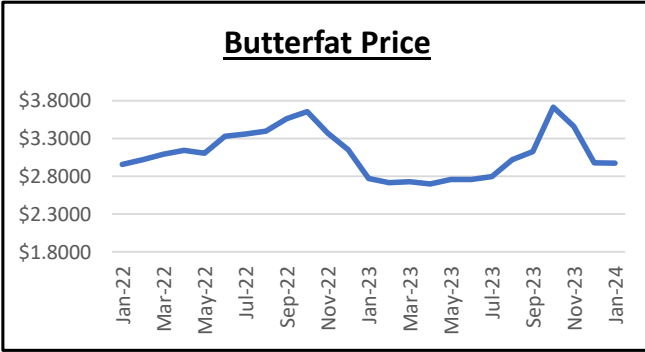
CALIFORNIA MARKETING AREA FEDERAL MILK ORDER NO. 51

Tel.: (916) 702-6455 — Fax: (833) 673-3751
email: market.admin@cafmmo.com
website: www.cafmmo.com

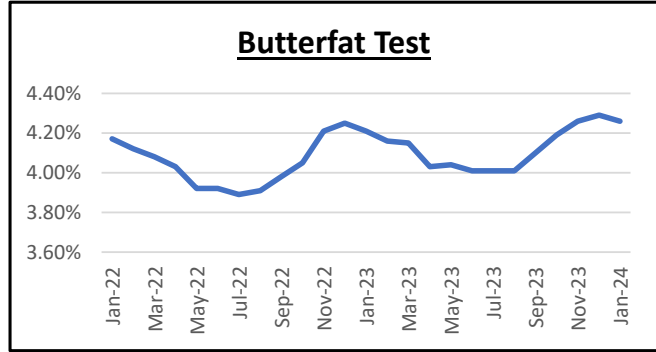
United States
Department of Agriculture
Agricultural Marketing Service

Mailing Address:
181 Blue Ravine Rd Suite 120
Folsom, CA 95630

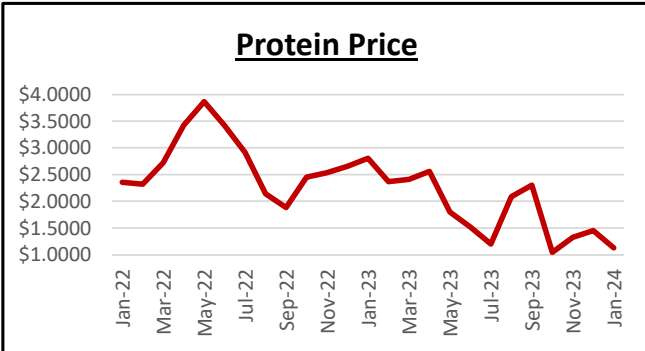
Graphical Summary for Federal Order 51 - January 2024



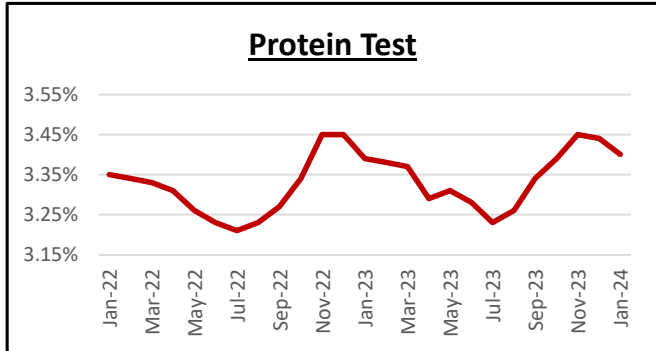
Butterfat Price: The January 2024 Butterfat Price was \$2.9765 per pound, down less than a cent from last month and up \$0.2052 year-over-year.



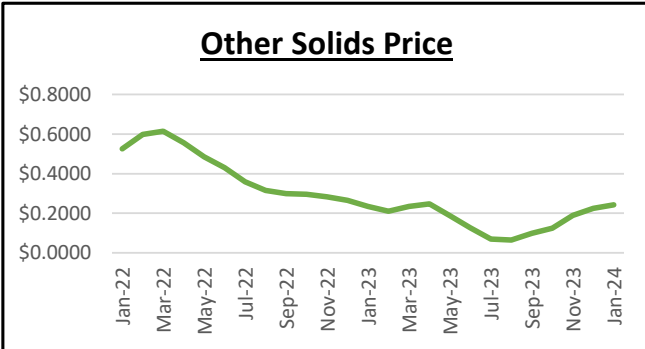
Butterfat Test: The January 2024 Butterfat Test was 4.26%, down 0.03 percentage points from last month and up 0.05 percentage points year-over-year.



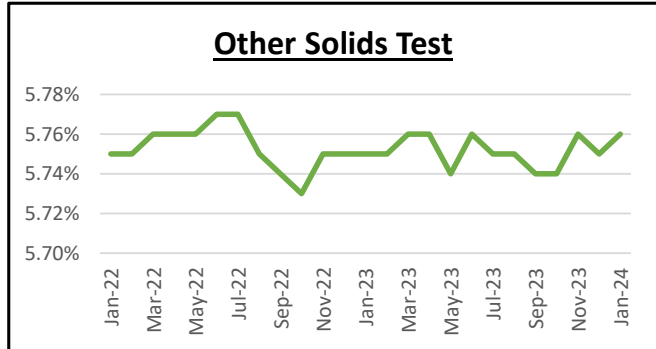
Protein Price: The January 2024 Protein Price was \$1.1265 per pound, down \$0.3234 from last month and down \$1.6793 year-over-year.



Protein Test: The January 2024 Protein Test was 3.40%, down 0.04 percentage points from last month and up 0.01 percentage points year-over-year.

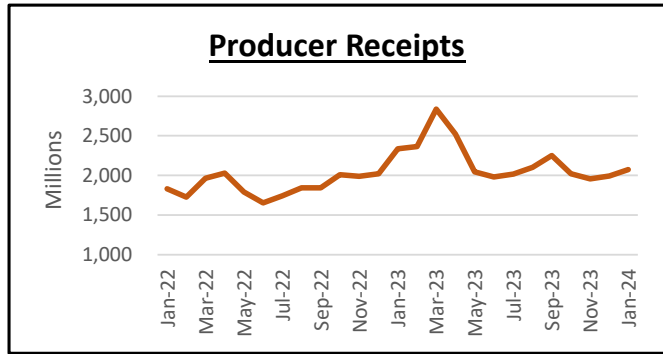
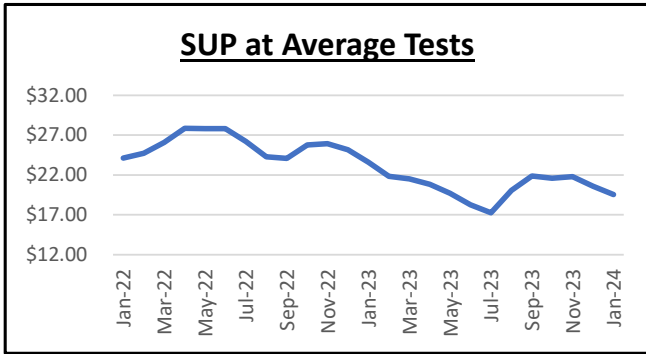


Other Solids Price: The January 2024 Other Solids Price was \$0.2417 per pound, up \$0.0175 from last month and up \$0.0074 year-over-year.



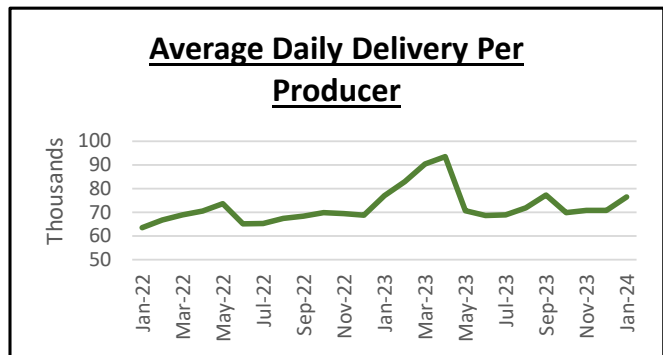
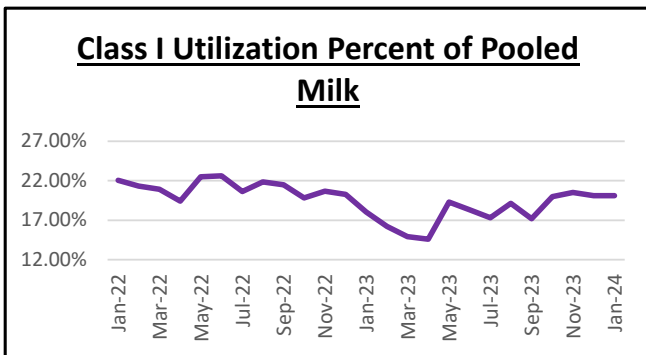
Other Solids Test: The January 2024 Other Solids Test was 5.76% showing a 0.01 percentage point increase from last month and year-over-year.

CALIFORNIA MARKETING AREA FEDERAL MILK ORDER NO. 51



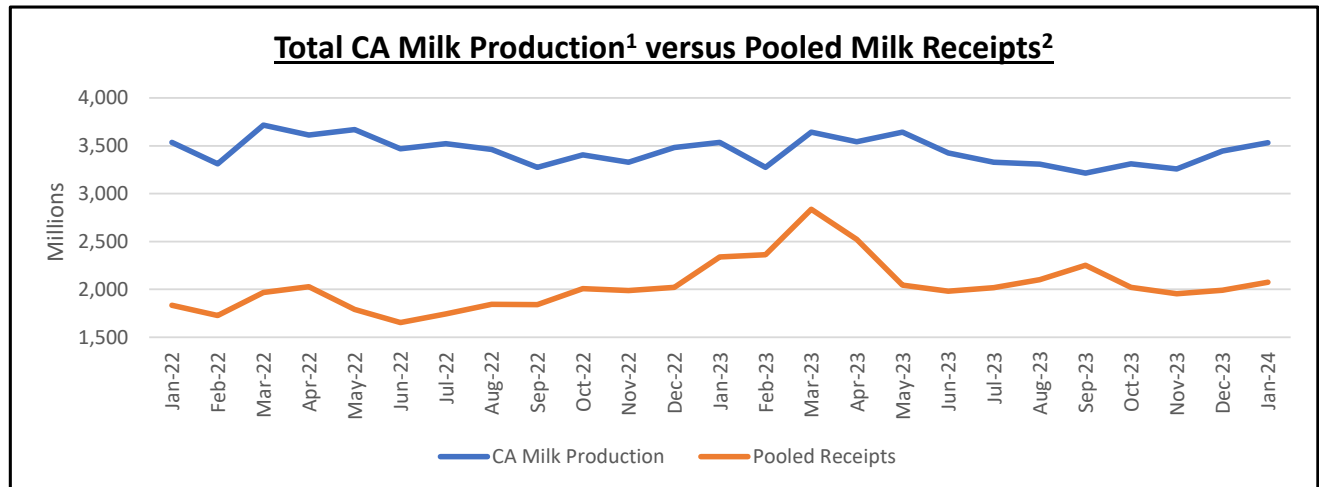
Statistical Uniform Price: FO 51's January 2024 SUP at average tests, priced at Los Angeles County, is \$19.53 per hundredweight, down \$1.04 from the previous month and down \$4.06 year-over-year. The SUP is published for informational purposes only.

Producer Receipts: Pooled receipts for January 2024 totaled nearly 2.1 billion pounds. This month's total reflects a 4.19% increase from the month prior and a year-over-year decline of 11.27%.



Class I Utilization: Class I utilization for January 2024 is 20.1%, reflecting no change from last month. Year-over-year, Class I utilization increased by 2.04 percentage points.

ADDPP: The Average Daily Delivery per Producer (ADDPP) for the January 2024 pool is roughly 76,544 pounds. This is 8.12% higher from the prior month and down 0.71% year-over-year.



¹Milk production data is provided by NASS through the Milk Production Survey

²Pooled Milk includes milk produced outside of California