



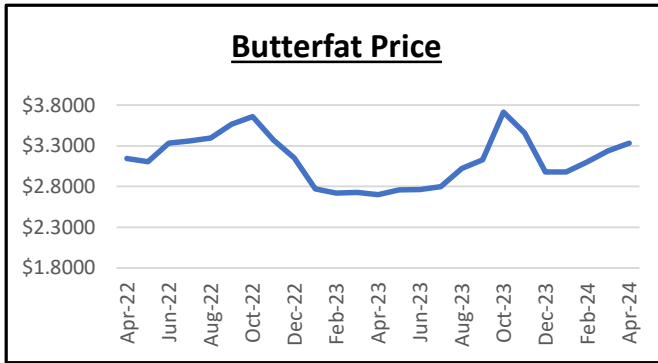
CALIFORNIA MARKETING AREA FEDERAL MILK ORDER NO. 51

United States
Department of Agriculture
Agricultural Marketing Service

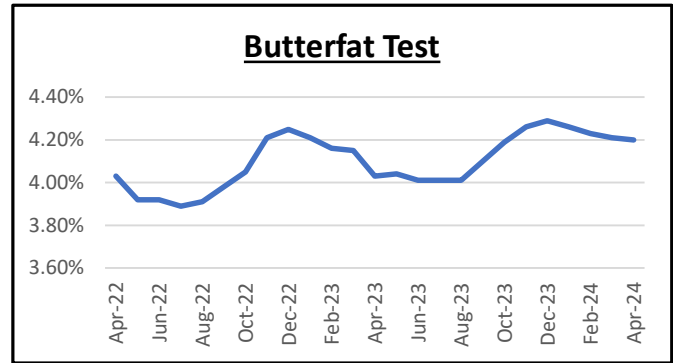
Tel.: (916) 702-6455 — Fax: (833) 673-3751
email: market.admin@cafmmo.com
website: www.cafmmo.com

Mailing Address:
181 Blue Ravine Rd Suite 120
Folsom, CA 95630

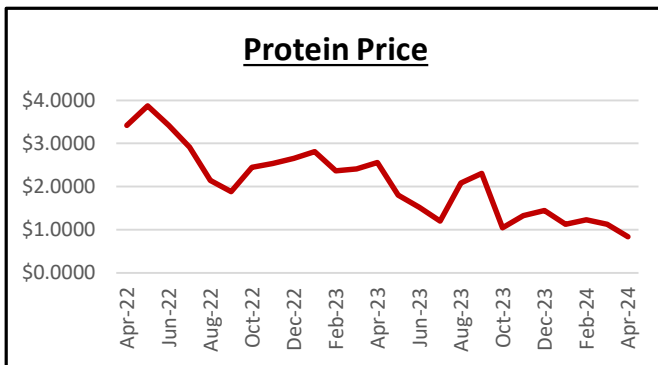
Graphical Summary for Federal Order 51 - April 2024



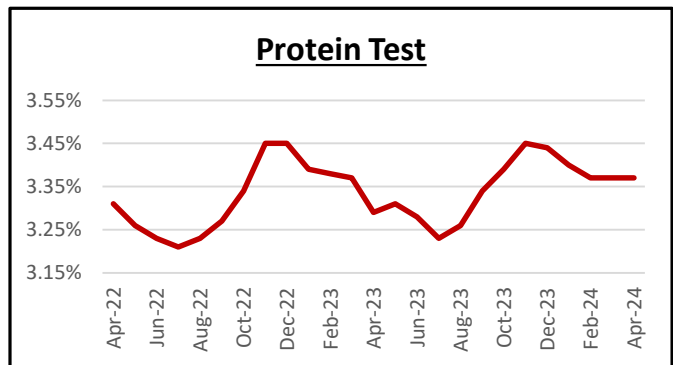
Butterfat Price: The April 2024 Butterfat Price was \$3.3309 per pound, up \$0.0924 from last month and up \$0.6300 year-over-year.



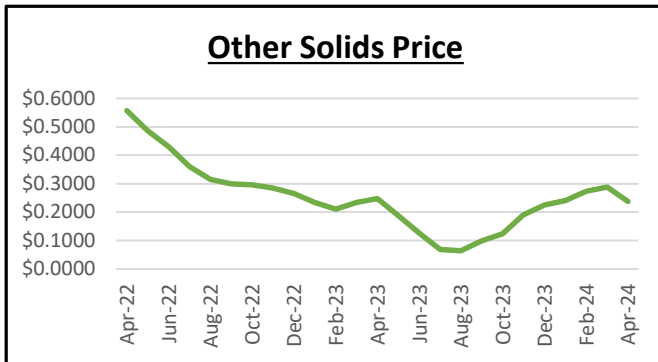
Butterfat Test: The April 2024 Butterfat Test was 4.20%, down 0.01 percentage points from last month and up 0.17 percentage points year-over-year.



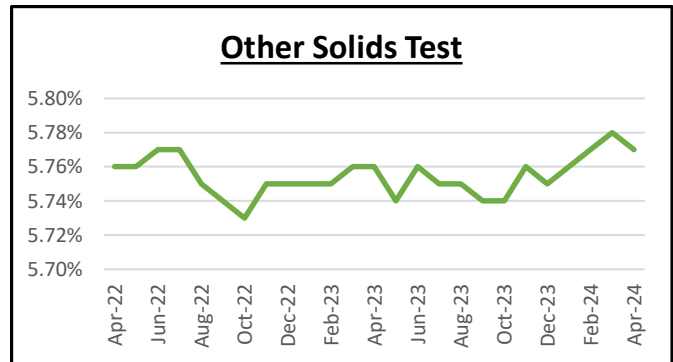
Protein Price: The April 2024 Protein Price was \$0.8345 per pound, down \$0.2920 from last month and down \$1.7258 year-over-year.



Protein Test: The April 2024 Protein Test was 3.37%, remaining the same from last month and up 0.08 percentage points year-over-year.

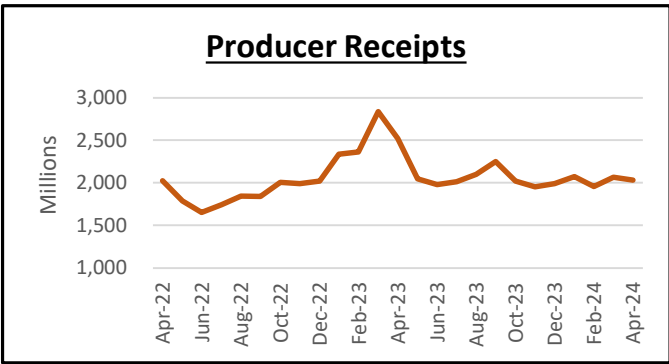
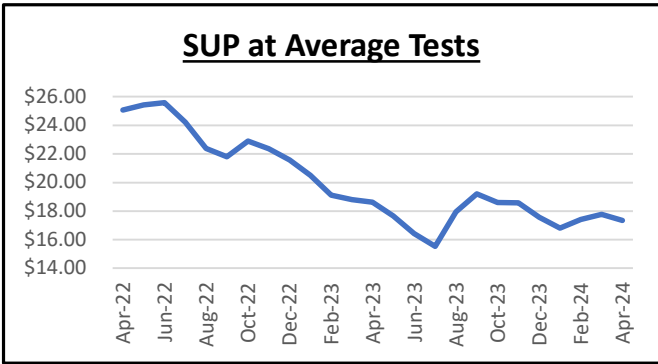


Other Solids Price: The April 2024 Other Solids Price was \$0.2367 per pound, down \$0.0514 from last month and down \$0.0112 year-over-year.



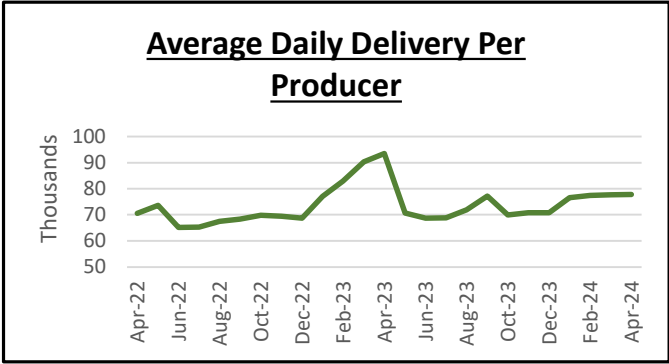
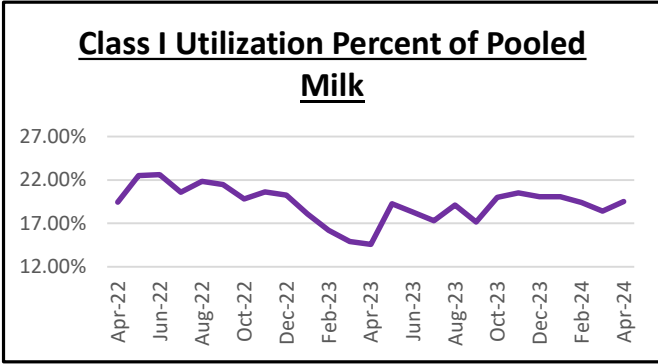
Other Solids Test: The April 2024 Other Solids Test was 5.77%, down 0.01 percentage points from last month and up 0.01 percentage points per year-over-year.

CALIFORNIA MARKETING AREA FEDERAL MILK ORDER NO. 51



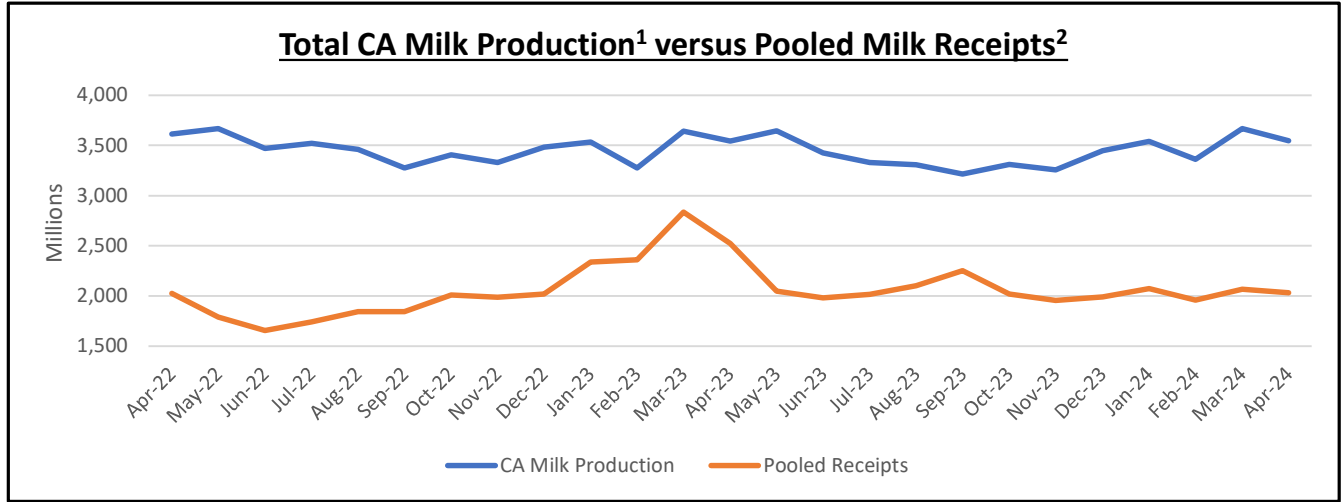
Statistical Uniform Price: FO 51's April 2024 SUP at average tests, priced at Los Angeles County, is \$17.34 per hundredweight, down \$0.43 from the previous month and down \$1.28 year-over year. The SUP is published for informational purposes only.

Producer Receipts: Pooled receipts for April 2024 totaled about 2.03 billion pounds. This month's total reflects a 1.68% decrease from the month prior and a year-over-year decline of 19.45%.



Class I Utilization: Class I utilization for April 2024 is 19.5%, up 1.1 percentage points from last month. Year-over-year, Class I utilization increased by 4.9 percentage points.

ADDPP: The Average Daily Delivery per Producer (ADDPP) for the April 2024 pool is roughly 77,851 pounds. This is 0.20% higher from the prior month and down 16.76% year-over-year.



¹Milk production data is provided by NASS through the Milk Production Survey

²Pooled Milk includes milk produced outside of California