



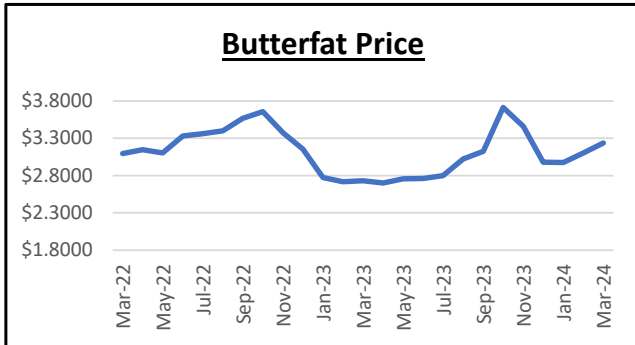
# CALIFORNIA MARKETING AREA FEDERAL MILK ORDER NO. 51

Tel.: (916) 702-6455 — Fax: (833) 673-3751  
email: [market.admin@cafmmo.com](mailto:market.admin@cafmmo.com)  
website: [www.cafmmo.com](http://www.cafmmo.com)

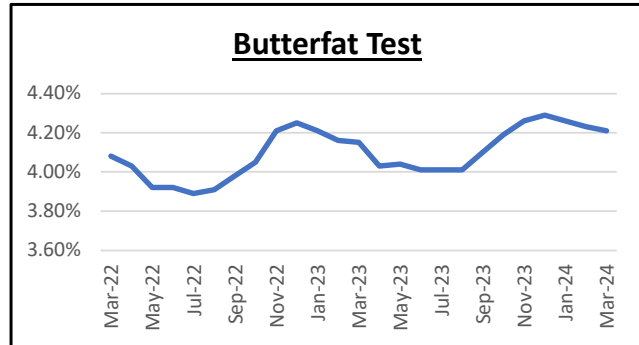
United States  
Department of Agriculture  
Agricultural Marketing Service

**Mailing Address:**  
181 Blue Ravine Rd Suite 120  
Folsom, CA 95630

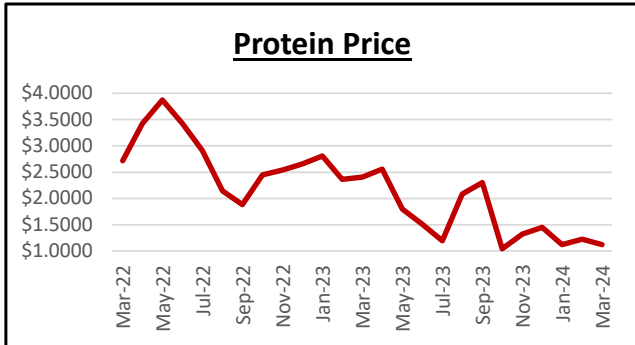
## Graphical Summary for Federal Order 51 - March 2024



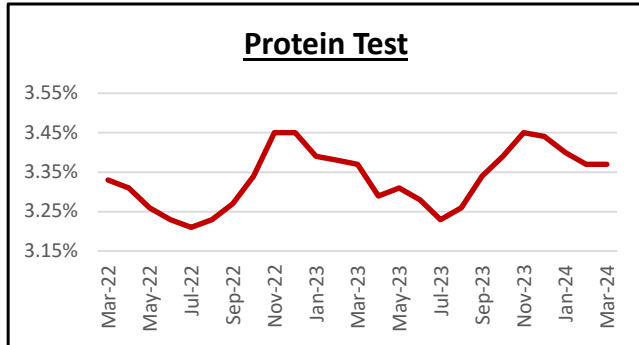
**Butterfat Price:** The March 2024 Butterfat Price was \$3.2385 per pound, up \$0.1354 from last month and up \$0.5085 year-over-year.



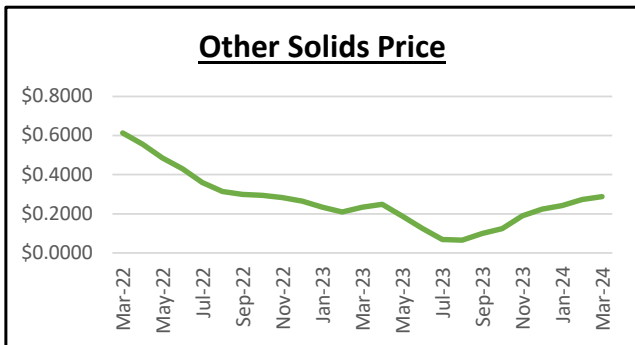
**Butterfat Test:** The March 2024 Butterfat Test was 4.21%, down 0.02 percentage points from last month and up 0.06 percentage points year-over-year.



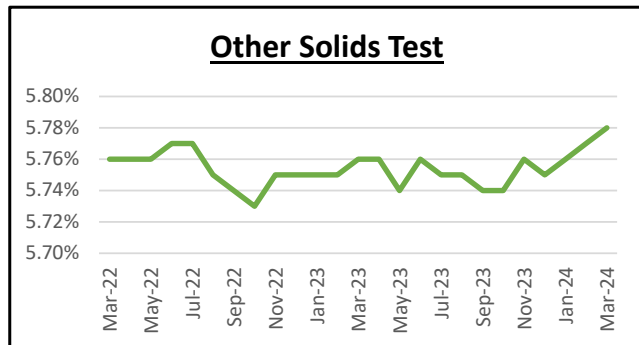
**Protein Price:** The March 2024 Protein Price was \$1.1265 per pound, down \$0.0990 from last month and down \$1.2820 year-over-year.



**Protein Test:** The March 2024 Protein Test was 3.37%, remaining the same from last month and having no change year-over-year.

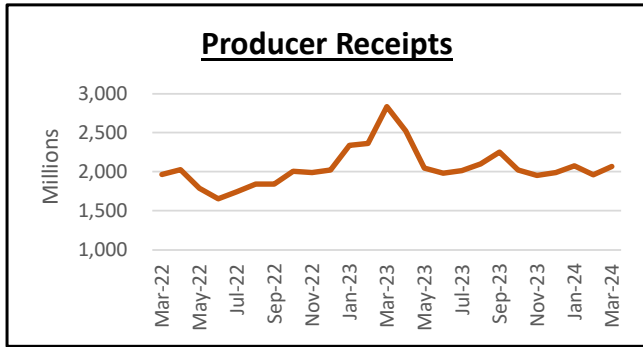
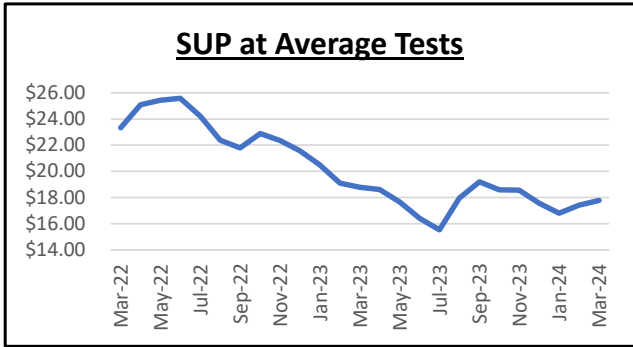


**Other Solids Price:** The March 2024 Other Solids Price was \$0.2881 per pound, up \$0.0143 from last month and up \$0.0543 year-over-year.



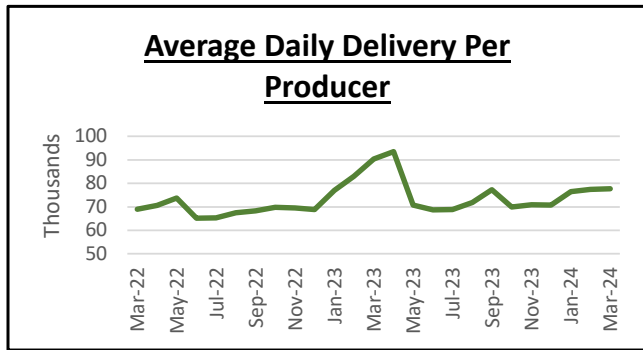
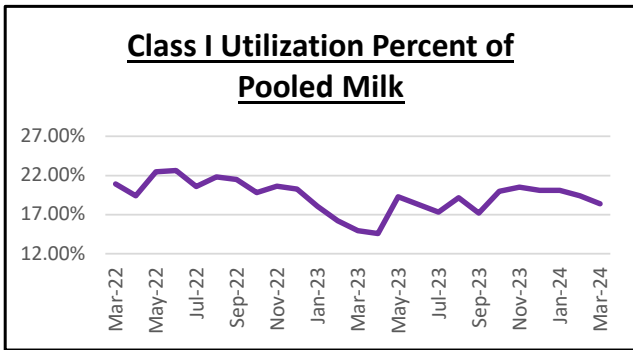
**Other Solids Test:** The March 2024 Other Solids Test was 5.78%, up 0.01 percentage points from last month and up 0.02 percentage points per year-over-year.

# CALIFORNIA MARKETING AREA FEDERAL MILK ORDER NO. 51



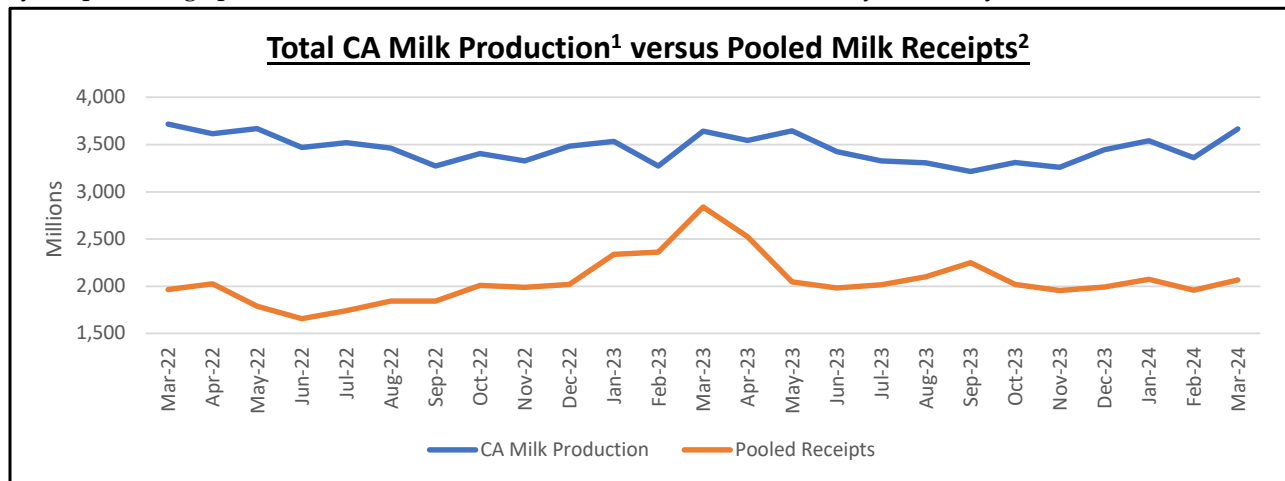
**Statistical Uniform Price:** FO 51's March 2024 SUP at average tests, priced at Los Angeles County, is \$17.77 per hundredweight, up \$0.36 from the previous month and down \$1.02 year-over-year. The SUP is published for informational purposes only.

**Producer Receipts:** Pooled receipts for March 2024 totaled about 2.07 billion pounds. This month's total reflects a 5.49% increase from the month prior and a year-over-year decline of 27.13%.



**Class I Utilization:** Class I utilization for March 2024 is 18.4%, down 1.0 percentage points from last month. Year-over-year, Class I utilization increased by 3.5 percentage points.

**ADDPP:** The Average Daily Delivery per Producer (ADDPP) for the March 2024 pool is roughly 77,699 pounds. This is 0.29% higher from the prior month and down 14.05% year-over-year.



<sup>1</sup>Milk production data is provided by NASS through the Milk Production Survey

<sup>2</sup>Pooled Milk includes milk produced outside of California