



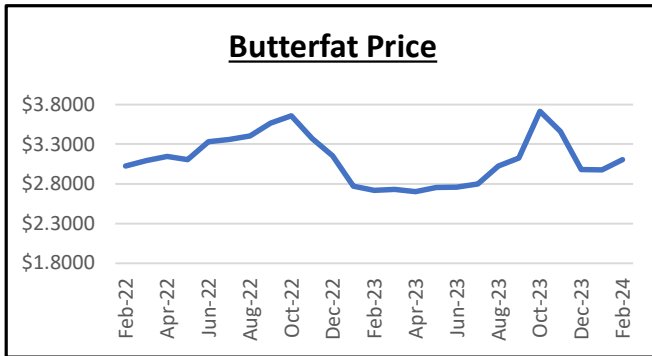
United States
Department of Agriculture
Agricultural Marketing Service

CALIFORNIA MARKETING AREA FEDERAL MILK ORDER NO. 51

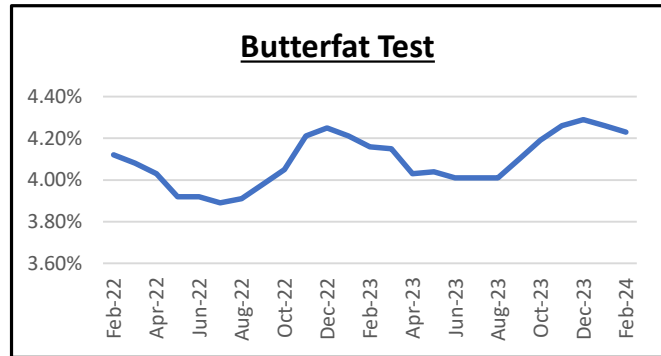
Tel.: (916) 702-6455 — Fax: (833) 673-3751
email: market.admin@cafmmo.com
website: www.cafmmo.com

Mailing Address:
181 Blue Ravine Rd Suite 120
Folsom, CA 95630

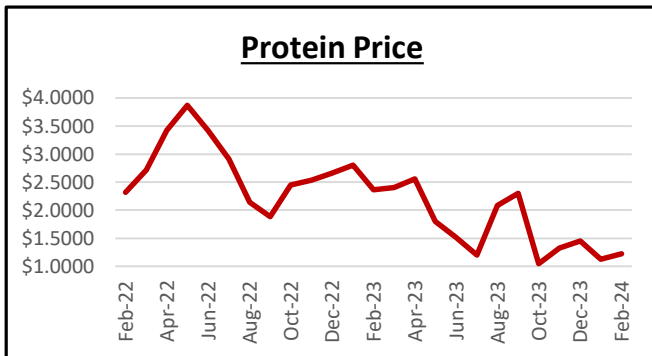
Graphical Summary for Federal Order 51 - February 2024



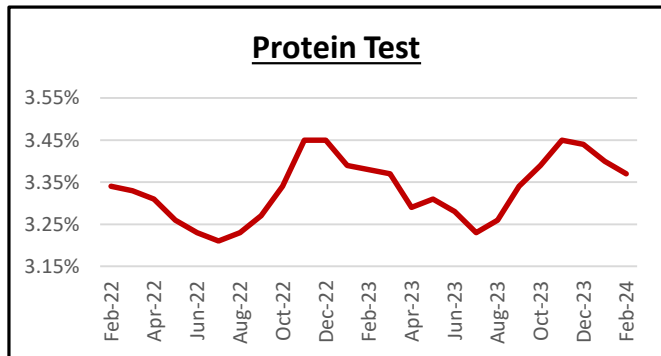
Butterfat Price: The February 2024 Butterfat Price was \$3.1031 per pound, up \$0.1266 from last month and up \$0.3853 year-over-year.



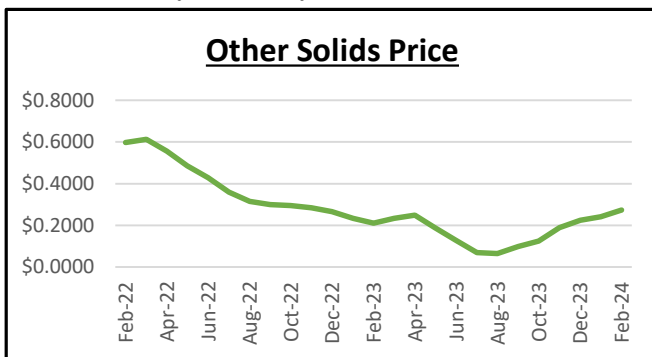
Butterfat Test: The February 2024 Butterfat Test was 4.23%, down 0.03 percentage points from last month and up 0.07 percentage points year-over-year.



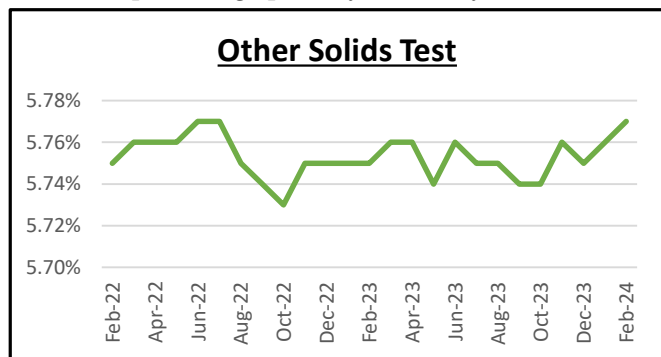
Protein Price: The February 2024 Protein Price was \$1.2255 per pound, up \$0.0990 from last month and down \$1.1395 year-over-year.



Protein Test: The February 2024 Protein Test was 3.37%, down 0.03 percentage points from last month and down 0.01 percentage points year-over-year.

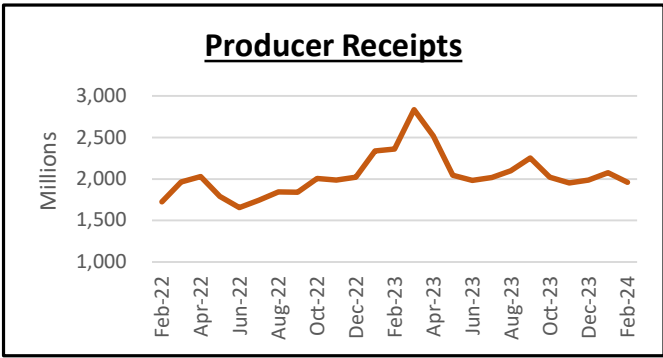
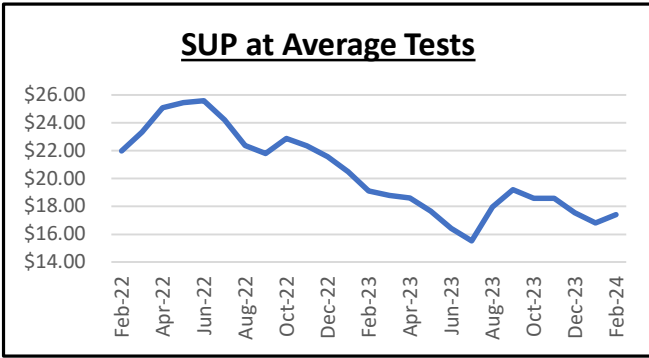


Other Solids Price: The February 2024 Other Solids Price was \$0.2738 per pound, up \$0.0321 from last month and up \$0.0637 year-over-year.



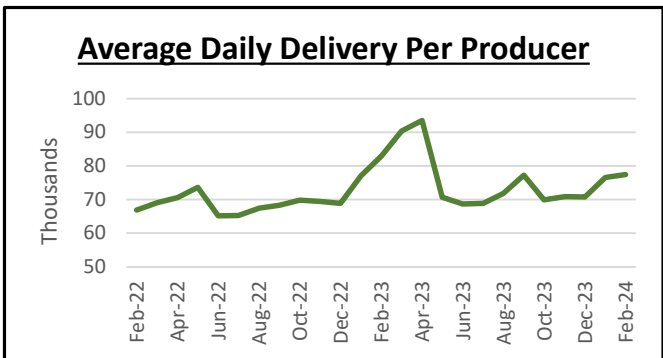
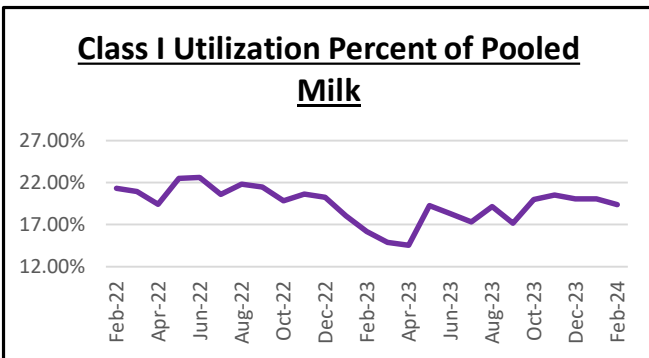
Other Solids Test: The February 2024 Other Solids Test was 5.77%, up 0.01 percentage points from last month and up 0.02 percentage points per year-over-year.

CALIFORNIA MARKETING AREA FEDERAL MILK ORDER NO. 51



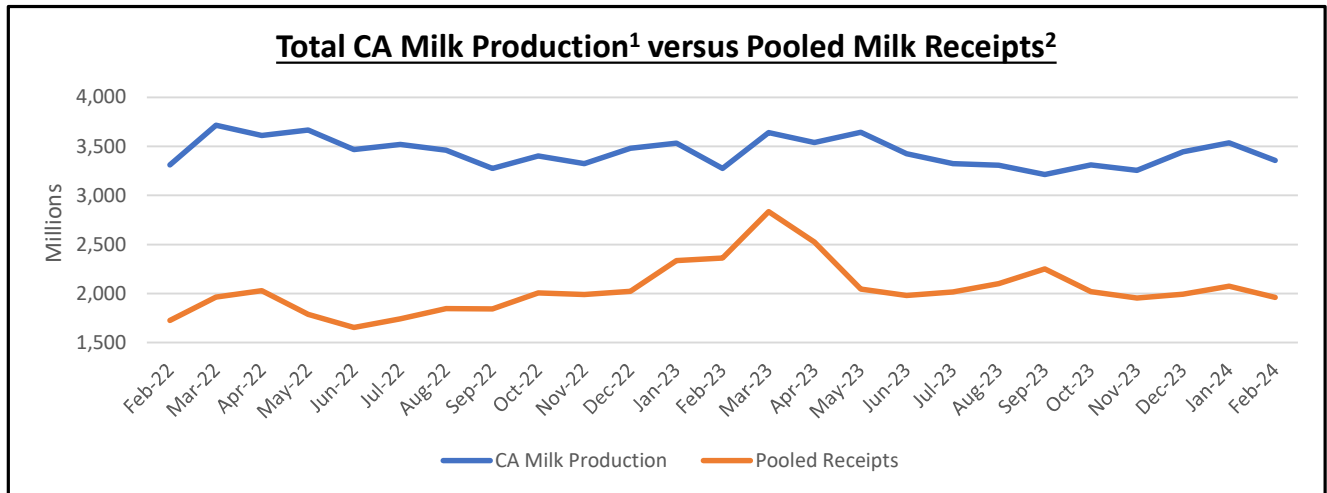
Statistical Uniform Price: FO 51's February 2024 SUP at average tests, priced at Los Angeles County, is \$17.41 per hundredweight, up \$0.6 from the previous month and down \$1.69 year-over year. The SUP is published for informational purposes only.

Producer Receipts: Pooled receipts for February 2024 totaled about 1.96 billion pounds. This month's total reflects a 5.53% decrease from the month prior and a year-over-year decline of 17.09%.



Class I Utilization: Class I utilization for February 2024 is 19.4%, down 0.07 percentage points from last month. Year-over-year, Class I utilization increased by 3.19 percentage points.

ADDPP: The Average Daily Delivery per Producer (ADDPP) for the February 2024 pool is roughly 77,472 pounds. This is 1.21% higher from the prior month and down 6.64% year-over-year.



¹Milk production data is provided by NASS through the Milk Production Survey

²Pooled Milk includes milk produced outside of California